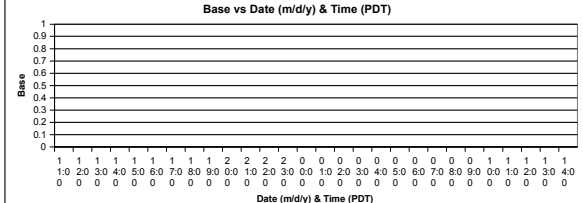
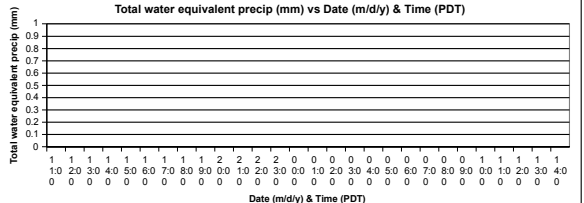
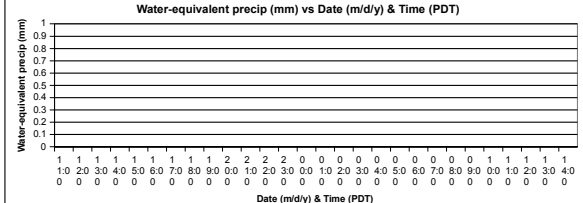
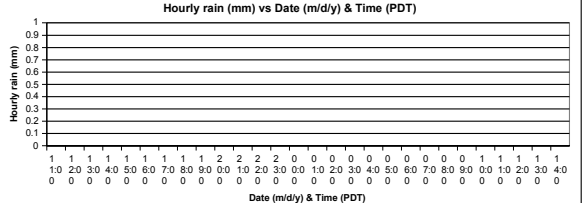
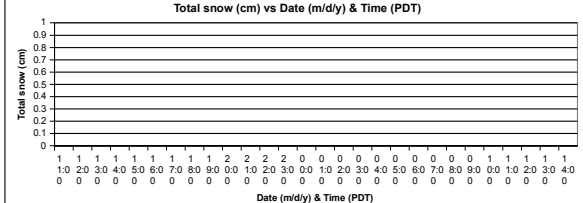
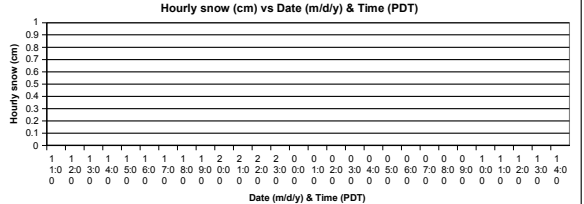
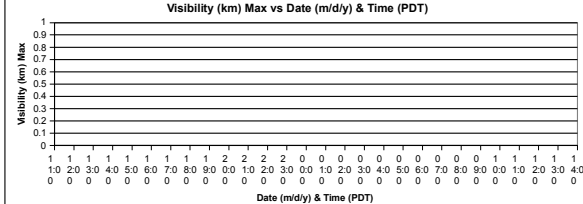
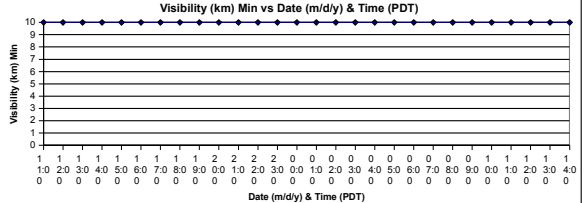
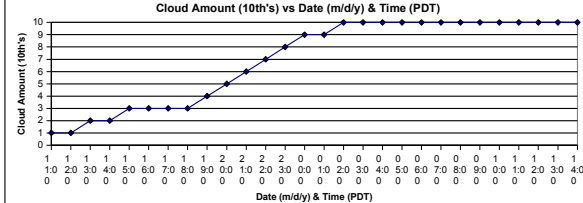
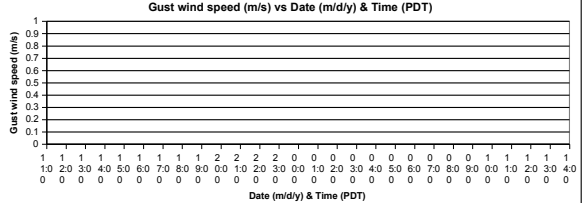
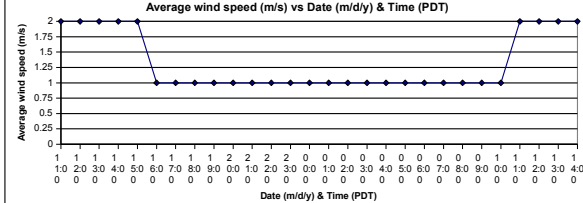
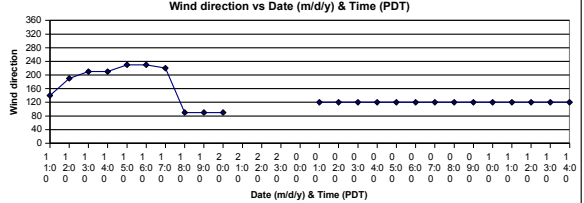
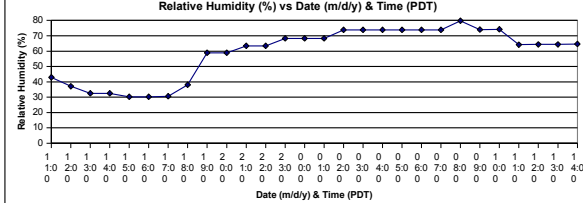
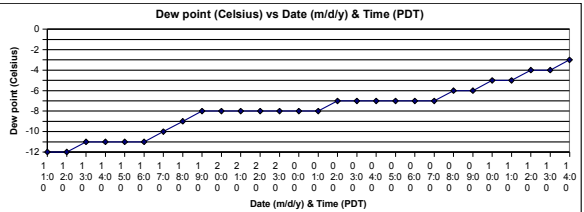
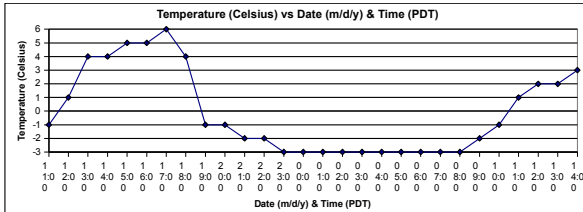


Forecast for Callaghan Valley issued March 12, 2009 at 9 AM

Date (m/d/y) & Time (PDT)	Temperature (Celsius)	Dew point (Celsius)	Relative Humidity (%)	Wind direction	Average wind speed (m/s)	Gust wind speed (m/s)	Cloud Amount (10th's)	Visibility (km)		Hourly snow (cm)	Total snow (cm)	Hourly rain (mm)	Water-equivalent precip (mm)	Total water equivalent precip (mm)
								min	max					
3/12/09 11:00	-1	-12	43	SE	2		1	10		0	0	0	0	0
3/12/09 12:00	1	-12	37	S	2		1	10		0	0	0	0	0
3/12/09 13:00	4	-11	33	SW	2		2	10		0	0	0	0	0
3/12/09 14:00	4	-11	33	SW	2		2	10		0	0	0	0	0
3/12/09 15:00	5	-11	30	SW	2		3	10		0	0	0	0	0
3/12/09 16:00	5	-11	30	SW	1		3	10		0	0	0	0	0
3/12/09 17:00	6	-10	31	SW	1		3	10		0	0	0	0	0
3/12/09 18:00	4	-9	38	E	1		3	10		0	0	0	0	0
3/12/09 19:00	-1	-8	59	E	1		4	10		0	0	0	0	0
3/12/09 20:00	-1	-8	59	E	1		5	10		0	0	0	0	0
3/12/09 21:00	-2	-8	63	VAR	1		6	10		0	0	0	0	0
3/12/09 22:00	-2	-8	63	VAR	1		7	10		0	0	0	0	0
3/12/09 23:00	-3	-8	68	VAR	1		8	10		0	0	0	0	0
3/13/09 0:00	-3	-8	68	VAR	1		9	10		0	0	0	0	0
3/13/09 1:00	-3	-8	68	SE	1		9	10		0	0	0	0	0
3/13/09 2:00	-3	-7	74	SE	1		10	10		0	0	0	0	0
3/13/09 3:00	-3	-7	74	SE	1		10	10		0	0	0	0	0
3/13/09 4:00	-3	-7	74	SE	1		10	10		0	0	0	0	0
3/13/09 5:00	-3	-7	74	SE	1		10	10		0	0	0	0	0
3/13/09 6:00	-3	-7	74	SE	1		10	10		0	0	0	0	0
3/13/09 7:00	-3	-7	74	SE	1		10	10		0	0	0	0	0
3/13/09 8:00	-3	-6	80	SE	1		10	10		0	0	0	0	0
3/13/09 9:00	-2	-6	74	SE	1		10	10		0	0	0	0	0
3/13/09 10:00	-1	-5	74	SE	1		10	10		0	0	0	0	0
3/13/09 11:00	1	-5	64	SE	2		10	10		0	0	0	0	0
3/13/09 12:00	2	-4	64	SE	2		10	10		0	0	0	0	0
3/13/09 13:00	2	-4	64	SE	2		10	10		0	0	0	0	0
3/13/09 14:00	3	-3	65	SE	2		10	10		0	0	0	0	0



**Forecast for Callaghan Biathlon issued**

**March 12, 2009 at 9 AM**

<b>Date (m/d/y) &amp; Time (PDT)</b>	<b>Temperature (Celsius)</b>	<b>Dew point (Celsius)</b>	<b>Relative Humidity (%)</b>	<b>Wind direction</b>	<b>Average wind speed (m/s)</b>	<b>Gust wind speed (m/s)</b>
3/12/09 11:00	-1	-12	43	SE	2	
3/12/09 12:00	1	-12	37	S	2	
3/12/09 13:00	4	-11	33	S	2	
3/12/09 14:00	4	-11	33	S	1	
3/12/09 15:00	5	-11	30	S	1	
3/12/09 16:00	5	-11	30	S	1	
3/12/09 17:00	6	-10	31	S	1	
3/12/09 18:00	4	-9	38	SE	1	
3/12/09 19:00	-1	-8	59	N	1	
3/12/09 20:00	-1	-8	59	N	1	
3/12/09 21:00	-2	-8	63	N	1	
3/12/09 22:00	-2	-8	63	VAR	1	
3/12/09 23:00	-3	-8	68	VAR	1	
3/13/09 0:00	-3	-8	68	VAR	1	
3/13/09 1:00	-3	-8	68	E	1	
3/13/09 2:00	-3	-7	74	E	1	
3/13/09 3:00	-3	-7	74	E	1	
3/13/09 4:00	-3	-7	74	E	1	
3/13/09 5:00	-3	-7	74	E	1	
3/13/09 6:00	-3	-7	74	E	1	
3/13/09 7:00	-3	-7	74	E	1	
3/13/09 8:00	-3	-6	80	E	1	
3/13/09 9:00	-2	-6	74	E	2	
3/13/09 10:00	-1	-5	74	E	2	
3/13/09 11:00	1	-5	64	E	2	
3/13/09 12:00	2	-4	64	E	2	
3/13/09 13:00	2	-4	64	E	2	
3/13/09 14:00	3	-3	65	E	2	

