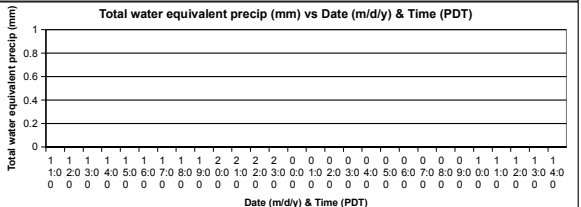
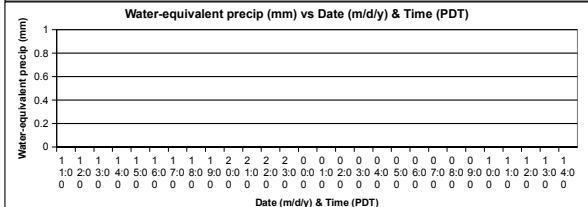
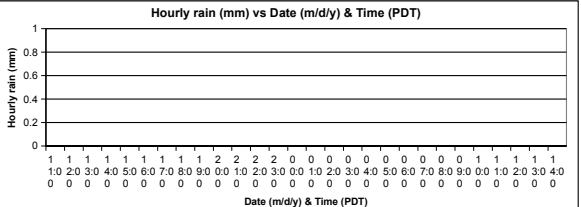
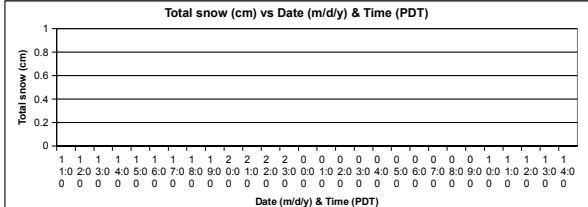
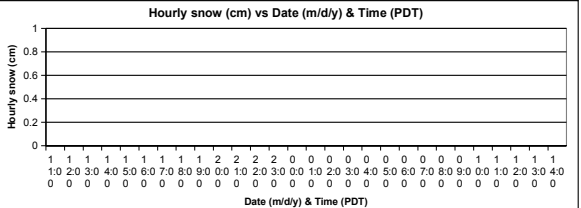
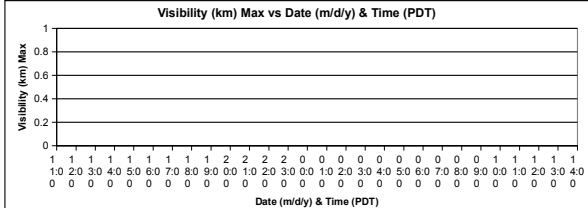
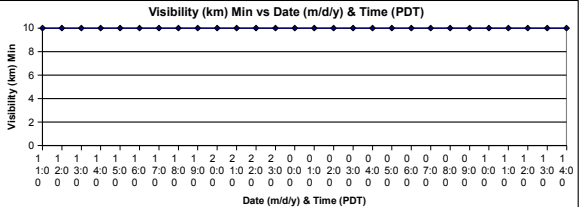
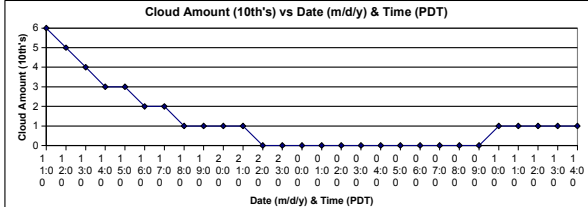
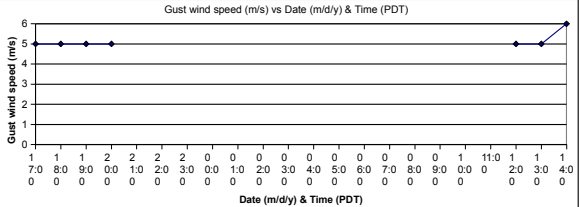
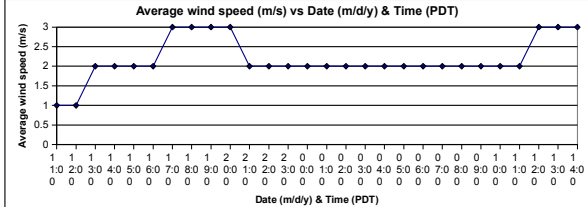
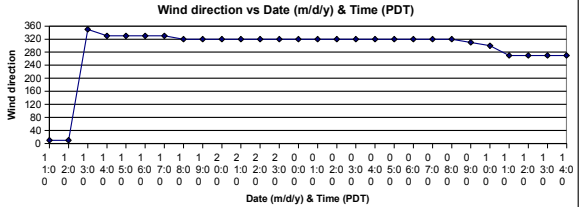
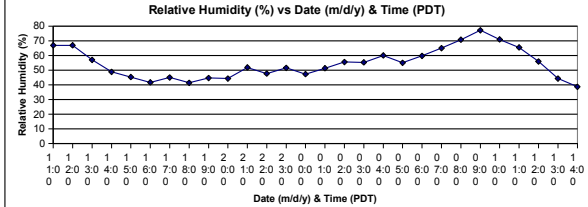
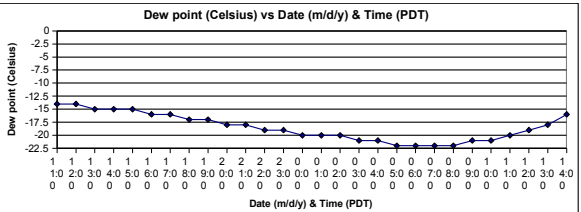
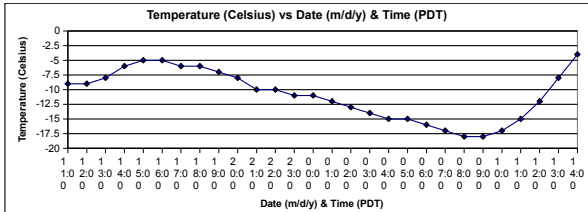


Forecast for Callaghan Valley issued March 9, 2009 at 9 AM

Date (m/d/y) & Time (PDT)	Temperature (Celsius)	Dew point (Celsius)	Relative Humidity (%)	Wind direction	Average wind speed (m/s)	Gust wind speed (m/s)	Cloud Amount (10th's)	Visibility (km)		Hourly snow (cm)	Total snow (cm)	Hourly rain (mm)	Water-equivalent precip (mm)	Total water equivalent precip (mm)
								min	max					
3/9/09 11:00	-9	-14	67	N	1		6	10		0	0	0	0	0
3/9/09 12:00	-9	-14	67	N	1		5	10		0	0	0	0	0
3/9/09 13:00	-8	-15	57	N	2		4	10		0	0	0	0	0
3/9/09 14:00	-6	-15	49	NW	2		3	10		0	0	0	0	0
3/9/09 15:00	-5	-15	45	NW	2		3	10		0	0	0	0	0
3/9/09 16:00	-5	-16	42	NW	2		2	10		0	0	0	0	0
3/9/09 17:00	-6	-16	45	NW	3	5	2	10		0	0	0	0	0
3/9/09 18:00	-6	-17	41	NW	3	5	1	10		0	0	0	0	0
3/9/09 19:00	-7	-17	45	NW	3	5	1	10		0	0	0	0	0
3/9/09 20:00	-8	-18	44	NW	3	5	1	10		0	0	0	0	0
3/9/09 21:00	-10	-18	52	NW	2		1	10		0	0	0	0	0
3/9/09 22:00	-10	-19	48	NW	2		0	10		0	0	0	0	0
3/9/09 23:00	-11	-19	52	NW	2		0	10		0	0	0	0	0
3/10/09 0:00	-11	-20	47	NW	2		0	10		0	0	0	0	0
3/10/09 1:00	-12	-20	51	NW	2		0	10		0	0	0	0	0
3/10/09 2:00	-13	-20	56	NW	2		0	10		0	0	0	0	0
3/10/09 3:00	-14	-21	55	NW	2		0	10		0	0	0	0	0
3/10/09 4:00	-15	-21	60	NW	2		0	10		0	0	0	0	0
3/10/09 5:00	-15	-22	55	NW	2		0	10		0	0	0	0	0
3/10/09 6:00	-16	-22	60	NW	2		0	10		0	0	0	0	0
3/10/09 7:00	-17	-22	65	NW	2		0	10		0	0	0	0	0
3/10/09 8:00	-18	-22	71	NW	2		0	10		0	0	0	0	0
3/10/09 9:00	-18	-21	77	NW	2		0	10		0	0	0	0	0
3/10/09 10:00	-17	-21	71	NW	2		1	10		0	0	0	0	0
3/10/09 11:00	-15	-20	65	W	2		1	10		0	0	0	0	0
3/10/09 12:00	-12	-19	56	W	3	5	1	10		0	0	0	0	0
3/10/09 13:00	-8	-18	44	W	3	5	1	10		0	0	0	0	0
3/10/09 14:00	-4	-16	39	W	3	6	1	10		0	0	0	0	0



**Forecast for Callaghan Biathlon issued**

**March 9, 2009 at 9 AM**

<b>Date (m/d/y) &amp; Time (PDT)</b>	<b>Temperature (Celsius)</b>	<b>Dew point (Celsius)</b>	<b>Relative Humidity (%)</b>	<b>Wind direction</b>	<b>Average wind speed (m/s)</b>	<b>Gust wind speed (m/s)</b>
3/9/09 11:00	-9	-14	67	N	1	
3/9/09 12:00	-9	-14	67	N	1	
3/9/09 13:00	-8	-15	57	N	2	
3/9/09 14:00	-6	-15	49	NW	2	
3/9/09 15:00	-5	-15	45	NW	2	4
3/9/09 16:00	-5	-16	42	NW	2	4
3/9/09 17:00	-6	-16	45	NW	3	5
3/9/09 18:00	-6	-17	41	NW	3	7
3/9/09 19:00	-7	-17	45	NW	3	7
3/9/09 20:00	-8	-18	44	NW	3	7
3/9/09 21:00	-10	-18	52	NW	2	4
3/9/09 22:00	-10	-19	48	NW	2	4
3/9/09 23:00	-11	-19	52	NW	2	4
3/10/09 0:00	-11	-20	47	NW	2	4
3/10/09 1:00	-12	-20	51	NW	2	4
3/10/09 2:00	-13	-20	56	NW	2	
3/10/09 3:00	-14	-21	55	NW	2	
3/10/09 4:00	-15	-21	60	NW	2	
3/10/09 5:00	-15	-22	55	NW	2	
3/10/09 6:00	-16	-22	60	NW	2	
3/10/09 7:00	-17	-22	65	NW	2	
3/10/09 8:00	-18	-22	71	NW	2	
3/10/09 9:00	-18	-21	77	NW	2	
3/10/09 10:00	-17	-21	71	NW	2	
3/10/09 11:00	-15	-20	65	W	2	4
3/10/09 12:00	-12	-19	56	W	3	7
3/10/09 13:00	-8	-18	44	W	3	7
3/10/09 14:00	-4	-16	39	W	3	8

