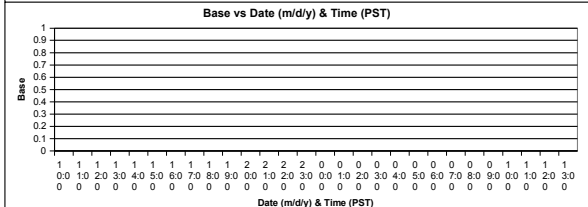
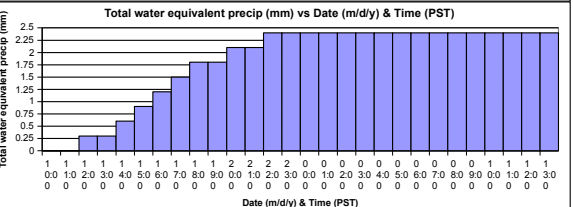
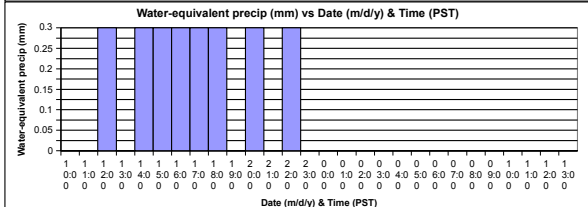
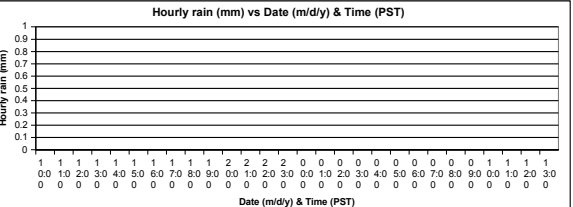
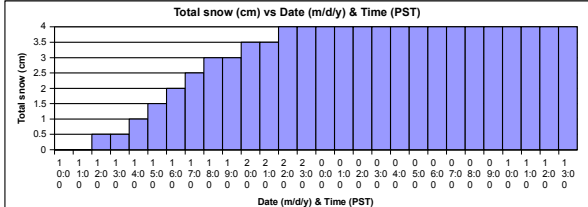
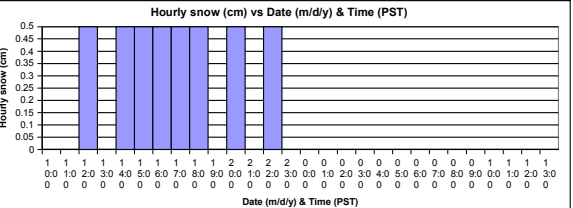
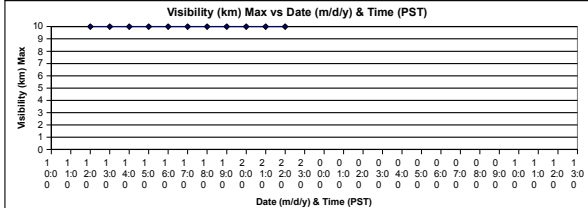
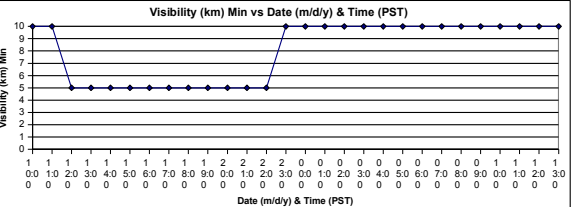
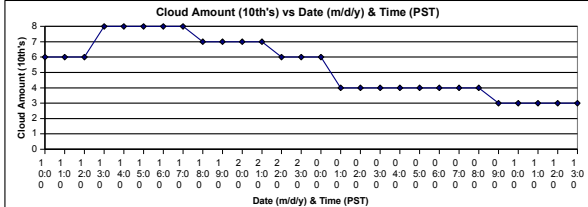
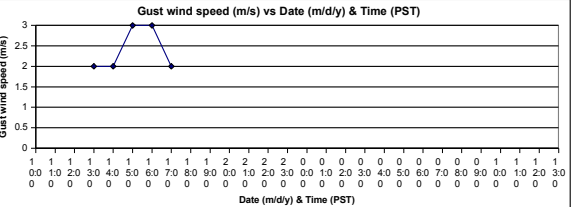
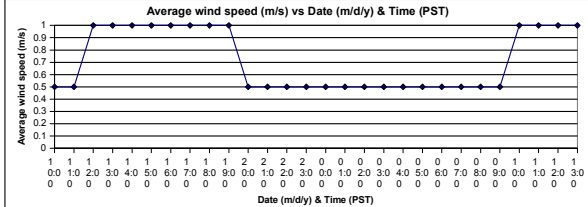
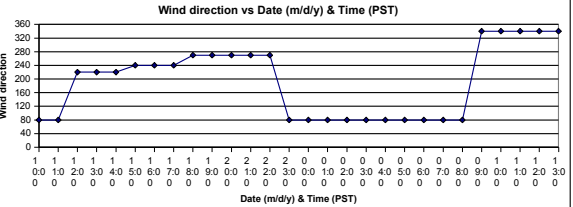
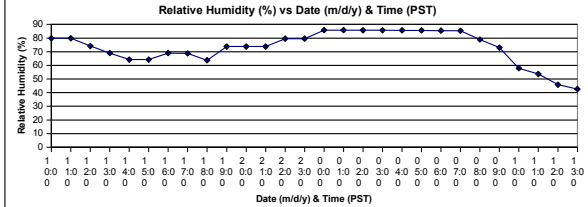
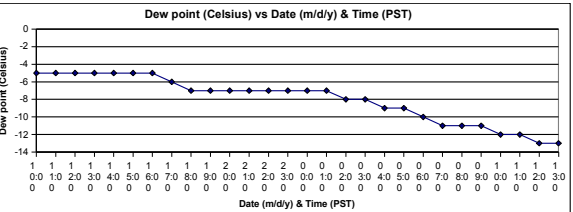
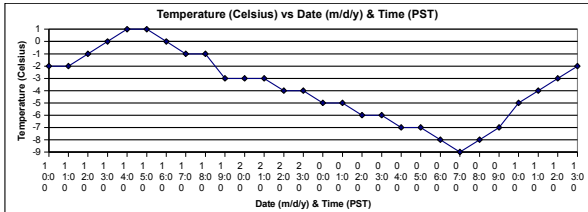


Forecast for Callaghan Valley issued March 7, 2009 at 9 AM

Date (m/d/y) & Time (PST)	Temperature (Celsius)	Dew point (Celsius)	Relative Humidity (%)	Wind direction	Average wind speed (m/s)	Gust wind speed (m/s)	Cloud Amount (10th's)	Visibility (km)		Hourly snow (cm)	Total snow (cm)	Hourly rain (mm)	Water-equivalent precip (mm)	Total water equivalent precip (mm)
								min	max					
3/7/09 10:00	-2	-5	80	E	0.5		6	10		0	0	0	0	0
3/7/09 11:00	-2	-5	80	E	0.5		6	10		0	0	0	0	0
3/7/09 12:00	-1	-5	74	SW	1		6	5	10	0.5	0.5	0	0.3	0.3
3/7/09 13:00	0	-5	69	SW	1	2	8	5	10	0	0.5	0	0	0.3
3/7/09 14:00	1	-5	64	SW	1	2	8	5	10	0.5	1	0	0.3	0.6
3/7/09 15:00	1	-5	64	SW	1	3	8	5	10	0.5	1.5	0	0.3	0.9
3/7/09 16:00	0	-5	69	SW	1	3	8	5	10	0.5	2	0	0.3	1.2
3/7/09 17:00	-1	-6	69	SW	1	2	8	5	10	0.5	2.5	0	0.3	1.5
3/7/09 18:00	-1	-7	64	W	1		7	5	10	0.5	3	0	0.3	1.8
3/7/09 19:00	-3	-7	74	W	1		7	5	10	0	3	0	0	1.8
3/7/09 20:00	-3	-7	74	W	0.5		7	5	10	0.5	3.5	0	0.3	2.1
3/7/09 21:00	-3	-7	74	W	0.5		7	5	10	0	3.5	0	0	2.1
3/7/09 22:00	-4	-7	80	W	0.5		6	5	10	0.5	4	0	0.3	2.4
3/7/09 23:00	-4	-7	80	E	0.5		6	10		0	4	0	0	2.4
3/8/09 0:00	-5	-7	86	E	0.5		6	10		0	4	0	0	2.4
3/8/09 1:00	-5	-7	86	E	0.5		4	10		0	4	0	0	2.4
3/8/09 2:00	-6	-8	86	E	0.5		4	10		0	4	0	0	2.4
3/8/09 3:00	-6	-8	86	E	0.5		4	10		0	4	0	0	2.4
3/8/09 4:00	-7	-9	86	E	0.5		4	10		0	4	0	0	2.4
3/8/09 5:00	-7	-9	86	E	0.5		4	10		0	4	0	0	2.4
3/8/09 6:00	-8	-10	85	E	0.5		4	10		0	4	0	0	2.4
3/8/09 7:00	-9	-11	85	E	0.5		4	10		0	4	0	0	2.4
3/8/09 8:00	-8	-11	79	E	0.5		4	10		0	4	0	0	2.4
3/8/09 9:00	-7	-11	73	N	0.5		3	10		0	4	0	0	2.4
3/8/09 10:00	-5	-12	58	N	1		3	10		0	4	0	0	2.4
3/8/09 11:00	-4	-12	54	N	1		3	10		0	4	0	0	2.4
3/8/09 12:00	-3	-13	46	N	1		3	10		0	4	0	0	2.4
3/8/09 13:00	-2	-13	43	N	1		3	10		0	4	0	0	2.4



**Forecast for Callaghan Biathlon issued**

**March 7, 2009 at 9 AM**

<b>Date (m/d/y) &amp; Time (PST)</b>	<b>Temperature (Celsius)</b>	<b>Dew point (Celsius)</b>	<b>Relative Humidity (%)</b>	<b>Wind direction</b>	<b>Average wind speed (m/s)</b>	<b>Gust wind speed (m/s)</b>
3/7/09 10:00	-2	-5	80	S	1	
3/7/09 11:00	-2	-5	80	S	1	
3/7/09 12:00	-1	-5	74	S	1	2
3/7/09 13:00	0	-5	69	S	1	2
3/7/09 14:00	1	-5	64	S	2	3
3/7/09 15:00	1	-5	64	S	2	3
3/7/09 16:00	0	-5	69	S	1	2
3/7/09 17:00	-1	-6	69	S	1	2
3/7/09 18:00	-1	-7	64	S	1	2
3/7/09 19:00	-3	-7	74	S	1	
3/7/09 20:00	-3	-7	74	W	0.5	
3/7/09 21:00	-3	-7	74	W	0.5	
3/7/09 22:00	-4	-7	80	W	0.5	
3/7/09 23:00	-4	-7	80	W	0.5	
3/8/09 0:00	-5	-7	86	W	0.5	
3/8/09 1:00	-5	-7	86	W	0.5	
3/8/09 2:00	-6	-8	86	W	0.5	
3/8/09 3:00	-6	-8	86	W	0.5	
3/8/09 4:00	-7	-9	86	W	0.5	
3/8/09 5:00	-7	-9	86	W	0.5	
3/8/09 6:00	-8	-10	85	N	0.5	
3/8/09 7:00	-8	-10	85	N	0.5	
3/8/09 8:00	-7	-10	79	N	0.5	
3/8/09 9:00	-7	-11	73	N	0.5	
3/8/09 10:00	-5	-12	58	N	0.5	
3/8/09 11:00	-4	-12	54	N	0.5	
3/8/09 12:00	-3	-13	46	N	1	
3/8/09 13:00	-2	-13	43	N	1	2

