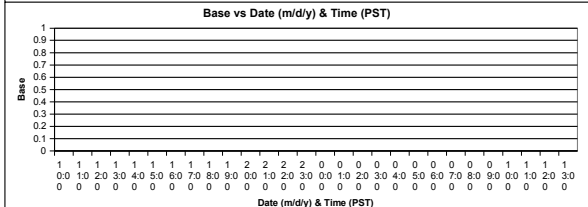
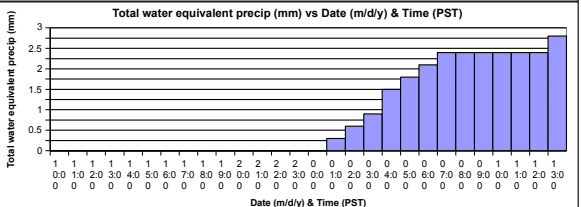
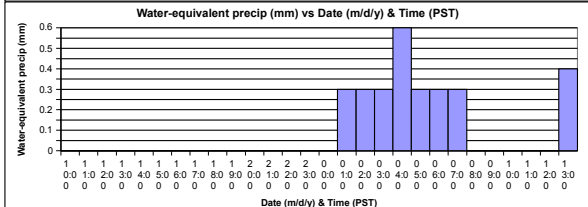
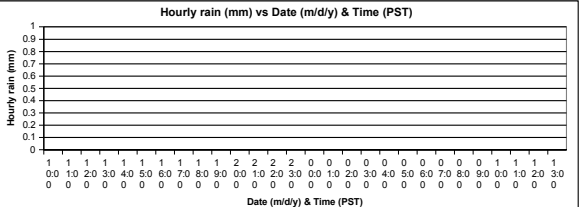
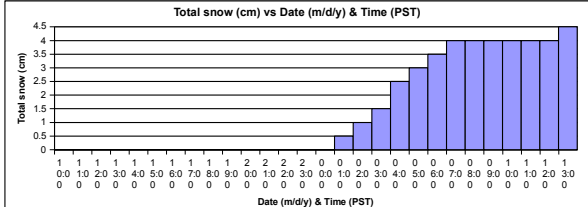
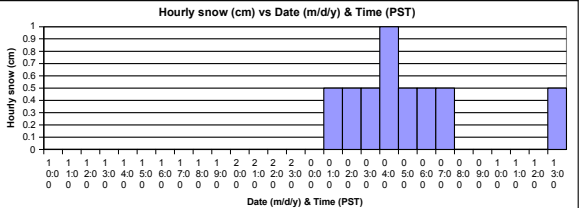
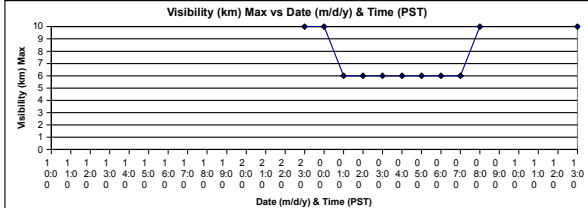
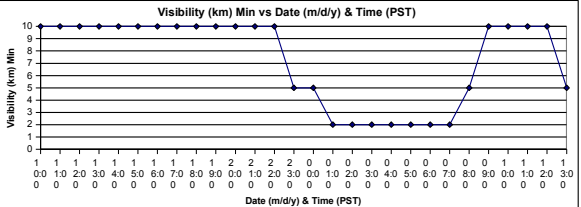
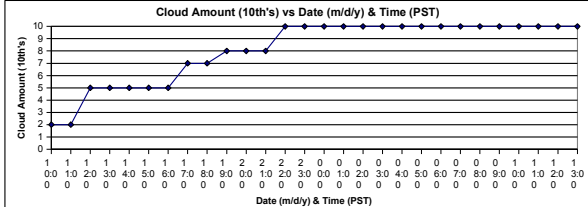
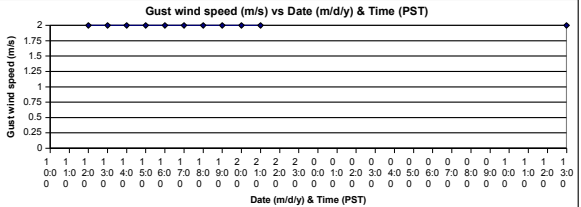
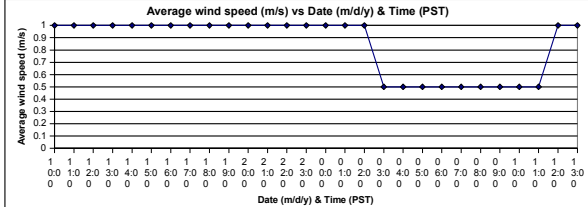
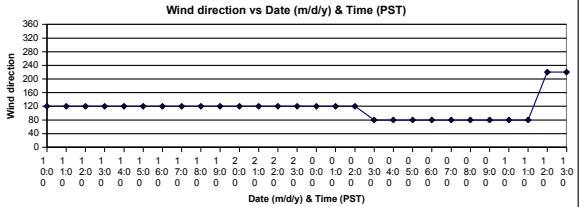
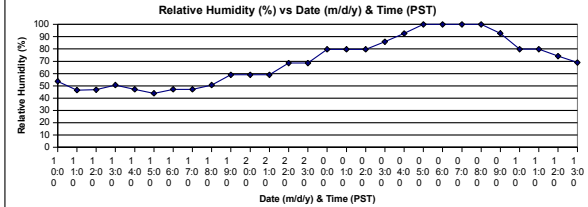
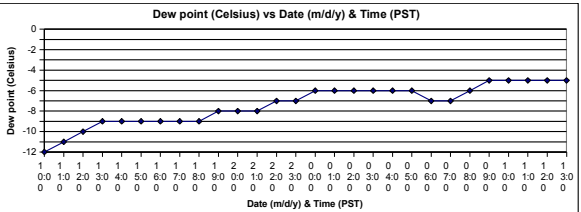
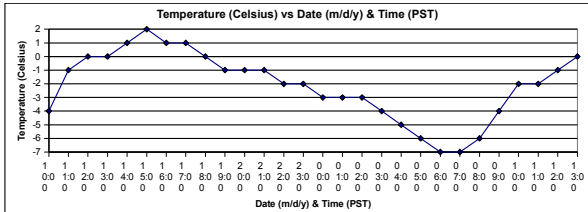


Forecast for Callaghan Valley issued March 6, 2009 at 9 AM

Date (m/d/y) & Time (PST)	Temperature (Celsius)	Dew point (Celsius)	Relative Humidity (%)	Wind direction	Average wind speed (m/s)	Gust wind speed (m/s)	Cloud Amount (10th's)	Visibility (km)		Hourly snow (cm)	Total snow (cm)	Hourly rain (mm)	Water-equivalent precip (mm)	Total water equivalent precip (mm)
								min	max					
3/6/09 10:00	-4	-12	54	SE	1		2	10		0	0	0	0	0
3/6/09 11:00	-1	-11	47	SE	1		2	10		0	0	0	0	0
3/6/09 12:00	0	-10	47	SE	1	2	5	10		0	0	0	0	0
3/6/09 13:00	0	-9	51	SE	1	2	5	10		0	0	0	0	0
3/6/09 14:00	1	-9	47	SE	1	2	5	10		0	0	0	0	0
3/6/09 15:00	2	-9	44	SE	1	2	5	10		0	0	0	0	0
3/6/09 16:00	1	-9	47	SE	1	2	5	10		0	0	0	0	0
3/6/09 17:00	1	-9	47	SE	1	2	7	10		0	0	0	0	0
3/6/09 18:00	0	-9	51	SE	1	2	7	10		0	0	0	0	0
3/6/09 19:00	-1	-8	59	SE	1	2	8	10		0	0	0	0	0
3/6/09 20:00	-1	-8	59	SE	1	2	8	10		0	0	0	0	0
3/6/09 21:00	-1	-8	59	SE	1	2	8	10		0	0	0	0	0
3/6/09 22:00	-2	-7	69	SE	1		10	10		0	0	0	0	0
3/6/09 23:00	-2	-7	69	SE	1		10	5	10	0	0	0	0	0
3/7/09 0:00	-3	-6	80	SE	1		10	5	10	0	0	0	0	0
3/7/09 1:00	-3	-6	80	SE	1		10	2	6	0.5	0.5	0	0.3	0.3
3/7/09 2:00	-3	-6	80	SE	1		10	2	6	0.5	1	0	0.3	0.6
3/7/09 3:00	-4	-6	86	E	0.5		10	2	6	0.5	1.5	0	0.3	0.9
3/7/09 4:00	-5	-6	93	E	0.5		10	2	6	1	2.5	0	0.6	1.5
3/7/09 5:00	-6	-6	100	E	0.5		10	2	6	0.5	3	0	0.3	1.8
3/7/09 6:00	-7	-7	100	E	0.5		10	2	6	0.5	3.5	0	0.3	2.1
3/7/09 7:00	-7	-7	100	E	0.5		10	2	6	0.5	4	0	0.3	2.4
3/7/09 8:00	-6	-6	100	E	0.5		10	5	10		4	0	0	2.4
3/7/09 9:00	-4	-5	93	E	0.5		10	10		0	4	0	0	2.4
3/7/09 10:00	-2	-5	80	E	0.5		10	10		0	4	0	0	2.4
3/7/09 11:00	-2	-5	80	E	0.5		10	10		0	4	0	0	2.4
3/7/09 12:00	-1	-5	74	SW	1		10	10		0	4	0	0	2.4
3/7/09 13:00	0	-5	69	SW	1	2	10	5	10	0.5	4.5	0	0.4	2.8



Forecast for Callaghan Biathlon issued

March 6, 2009 at 9 AM

Date (m/d/y) & Time (PST)	Temperature (Celsius)	Dew point (Celsius)	Relative Humidity (%)	Wind direction	Average wind speed (m/s)	Gust wind speed (m/s)
3/6/09 10:00	-4	-12	54	SE	1	
3/6/09 11:00	-1	-11	47	SE	1	
3/6/09 12:00	0	-10	47	SE	1	2
3/6/09 13:00	0	-9	51	SE	1	2
3/6/09 14:00	1	-9	47	SE	2	3
3/6/09 15:00	2	-9	44	SE	2	3
3/6/09 16:00	1	-9	47	SE	1	2
3/6/09 17:00	1	-9	47	SE	1	2
3/6/09 18:00	0	-9	51	SE	1	2
3/6/09 19:00	-1	-8	59	SE	1	2
3/6/09 20:00	-1	-8	59	SE	1	2
3/6/09 21:00	-1	-8	59	SE	1	
3/6/09 22:00	-2	-7	69	SE	1	
3/6/09 23:00	-2	-7	69	SE	1	
3/7/09 0:00	-3	-6	80	SE	1	
3/7/09 1:00	-3	-6	80	SE	1	
3/7/09 2:00	-4	-6	86	SE	1	
3/7/09 3:00	-4	-6	86	SE	1	
3/7/09 4:00	-5	-6	93	SE	1	
3/7/09 5:00	-6	-7	93	SE	1	
3/7/09 6:00	-7	-7	100	N	0.5	
3/7/09 7:00	-7	-7	100	N	0.5	
3/7/09 8:00	-6	-6	100	N	0.5	
3/7/09 9:00	-4	-5	93	N	0.5	
3/7/09 10:00	-2	-5	80	N	0.5	
3/7/09 11:00	-2	-5	80	N	0.5	
3/7/09 12:00	-1	-5	74	N	1	
3/7/09 13:00	0	-5	69	N	1	2

