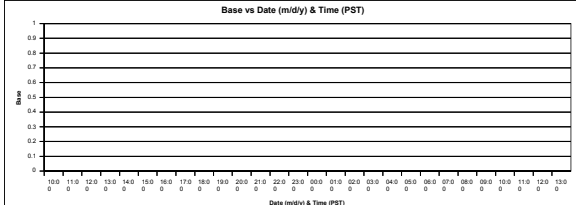
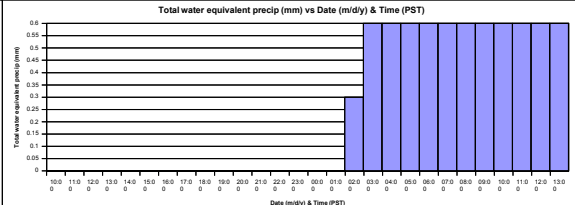
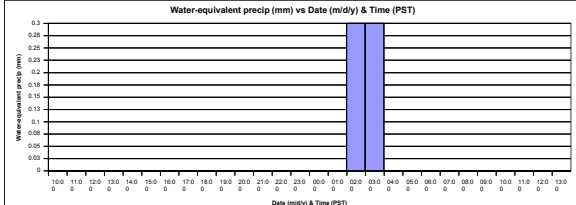
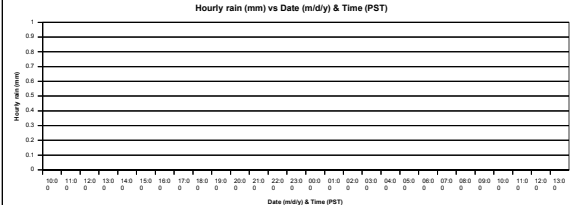
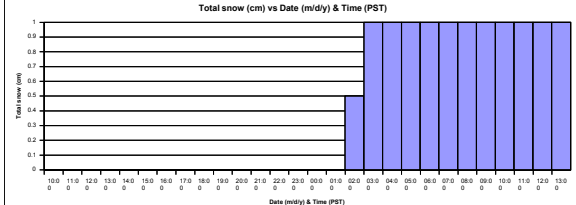
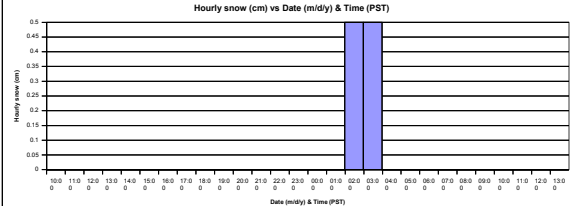
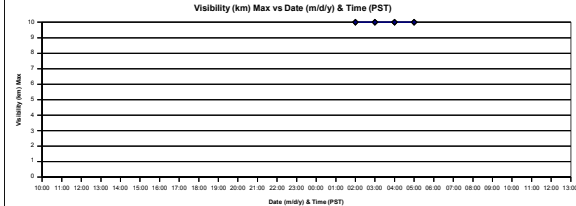
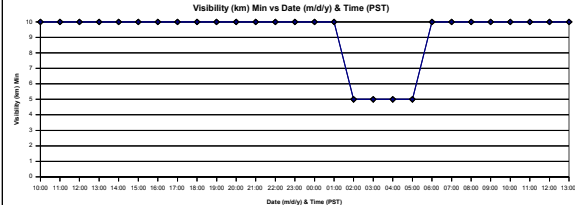
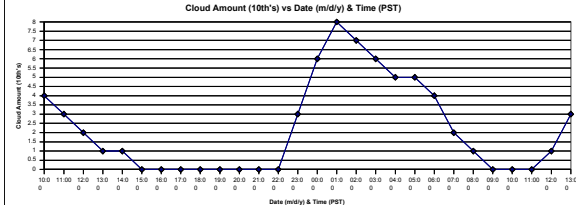
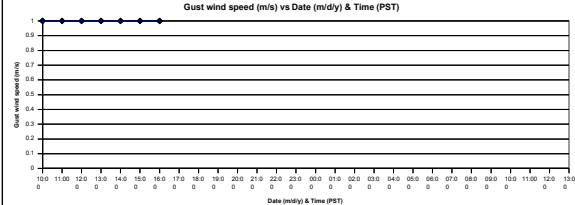
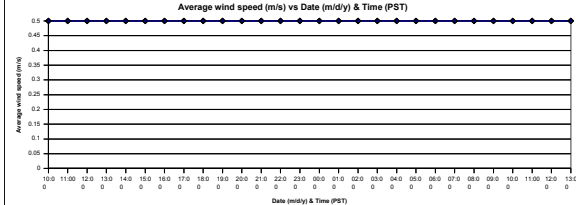
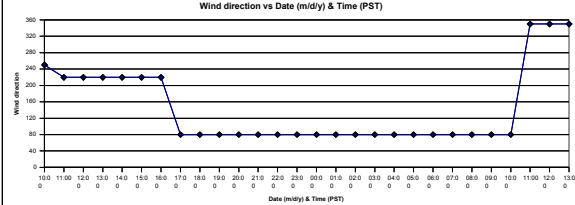
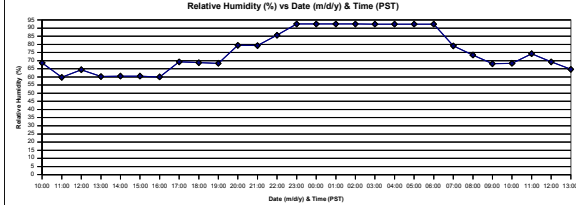
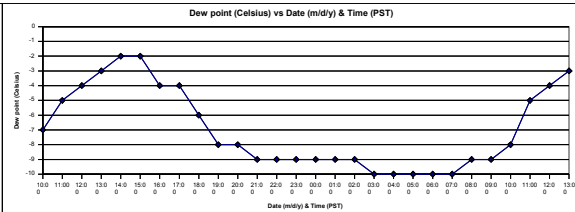
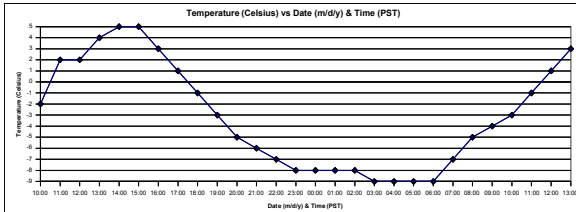


Forecast for Callaghan Valley issued February 27, 2009 at 10 AM

| Date (m/d/y) & Time (PST) | Temperature (Celsius) | Dew point (Celsius) | Relative Humidity (%) | Wind direction | Average wind speed (m/s) | Gust wind speed (m/s) | Cloud Amount (10th's) | Visibility (km) | | Hourly snow (cm) | Total snow (cm) | Hourly rain (mm) | Water-equivalent precip (mm) | Total water equivalent precip (mm) |
|---------------------------|-----------------------|---------------------|-----------------------|----------------|--------------------------|-----------------------|-----------------------|-----------------|-----|------------------|-----------------|------------------|------------------------------|------------------------------------|
| | | | | | | | | min | max | | | | | |
| 2/27/09 10:00 | -2 | -7 | 69 | W | 0.5 | 1 | 4 | 10 | | 0 | 0 | 0 | 0 | 0 |
| 2/27/09 11:00 | 2 | -5 | 60 | SW | 0.5 | 1 | 3 | 10 | | 0 | 0 | 0 | 0 | 0 |
| 2/27/09 12:00 | 2 | -4 | 64 | SW | 0.5 | 1 | 2 | 10 | | 0 | 0 | 0 | 0 | 0 |
| 2/27/09 13:00 | 4 | -3 | 60 | SW | 0.5 | 1 | 1 | 10 | | 0 | 0 | 0 | 0 | 0 |
| 2/27/09 14:00 | 5 | -2 | 61 | SW | 0.5 | 1 | 1 | 10 | | 0 | 0 | 0 | 0 | 0 |
| 2/27/09 15:00 | 5 | -2 | 61 | SW | 0.5 | 1 | 0 | 10 | | 0 | 0 | 0 | 0 | 0 |
| 2/27/09 16:00 | 3 | -4 | 60 | SW | 0.5 | 1 | 0 | 10 | | 0 | 0 | 0 | 0 | 0 |
| 2/27/09 17:00 | 1 | -4 | 69 | E | 0.5 | | 0 | 10 | | 0 | 0 | 0 | 0 | 0 |
| 2/27/09 18:00 | -1 | -6 | 69 | E | 0.5 | | 0 | 10 | | 0 | 0 | 0 | 0 | 0 |
| 2/27/09 19:00 | -3 | -8 | 68 | E | 0.5 | | 0 | 10 | | 0 | 0 | 0 | 0 | 0 |
| 2/27/09 20:00 | -5 | -8 | 79 | E | 0.5 | | 0 | 10 | | 0 | 0 | 0 | 0 | 0 |
| 2/27/09 21:00 | -6 | -9 | 79 | E | 0.5 | | 0 | 10 | | 0 | 0 | 0 | 0 | 0 |
| 2/27/09 22:00 | -7 | -9 | 86 | E | 0.5 | | 0 | 10 | | 0 | 0 | 0 | 0 | 0 |
| 2/27/09 23:00 | -8 | -9 | 92 | E | 0.5 | | 3 | 10 | | 0 | 0 | 0 | 0 | 0 |
| 2/28/09 0:00 | -8 | -9 | 92 | E | 0.5 | | 6 | 10 | | 0 | 0 | 0 | 0 | 0 |
| 2/28/09 1:00 | -8 | -9 | 92 | E | 0.5 | | 8 | 10 | | 0 | 0 | 0 | 0 | 0 |
| 2/28/09 2:00 | -8 | -9 | 92 | E | 0.5 | | 7 | 5 | 10 | 0.5 | 0.5 | 0 | 0.3 | 0.3 |
| 2/28/09 3:00 | -9 | -10 | 92 | E | 0.5 | | 6 | 5 | 10 | 0.5 | 1 | 0 | 0.3 | 0.6 |
| 2/28/09 4:00 | -9 | -10 | 92 | E | 0.5 | | 5 | 5 | 10 | 0 | 1 | 0 | 0 | 0.6 |
| 2/28/09 5:00 | -9 | -10 | 92 | E | 0.5 | | 5 | 5 | 10 | 0 | 1 | 0 | 0 | 0.6 |
| 2/28/09 6:00 | -9 | -10 | 92 | E | 0.5 | | 4 | 10 | | 0 | 1 | 0 | 0 | 0.6 |
| 2/28/09 7:00 | -7 | -10 | 79 | E | 0.5 | | 2 | 10 | | 0 | 1 | 0 | 0 | 0.6 |
| 2/28/09 8:00 | -5 | -9 | 73 | E | 0.5 | | 1 | 10 | | 0 | 1 | 0 | 0 | 0.6 |
| 2/28/09 9:00 | -4 | -9 | 68 | E | 0.5 | | 0 | 10 | | 0 | 1 | 0 | 0 | 0.6 |
| 2/28/09 10:00 | -3 | -8 | 68 | E | 0.5 | | 0 | 10 | | 0 | 1 | 0 | 0 | 0.6 |
| 2/28/09 11:00 | -1 | -5 | 74 | N | 0.5 | | 0 | 10 | | 0 | 1 | 0 | 0 | 0.6 |
| 2/28/09 12:00 | 1 | -4 | 69 | N | 0.5 | | 1 | 10 | | 0 | 1 | 0 | 0 | 0.6 |
| 2/28/09 13:00 | 3 | -3 | 65 | N | 0.5 | | 3 | 10 | | 0 | 1 | 0 | 0 | 0.6 |



**Forecast for Callaghan Ski Jump Top issued
February 27, 2009 at 10 AM**

| Date (m/d/y) & Time (PST) | Temperature (Celsius) | Dew point (Celsius) | Relative Humidity (%) | Wind direction | Average wind speed (m/s) | Gust wind speed (m/s) |
|---------------------------|-----------------------|---------------------|-----------------------|----------------|--------------------------|-----------------------|
| 2/27/09 10:00 | -2 | -3 | 93 | W | 1 | 1.5 |
| 2/27/09 11:00 | 2 | -3 | 69 | SW | 1 | 1.5 |
| 2/27/09 12:00 | 3 | -3 | 65 | SW | 1 | 1.5 |
| 2/27/09 13:00 | 4 | -2 | 65 | SW | 1 | 2 |
| 2/27/09 14:00 | 5 | -2 | 61 | SW | 1 | 2 |
| 2/27/09 15:00 | 4 | -2 | 65 | SW | 1 | 2 |
| 2/27/09 16:00 | 2 | -4 | 64 | SW | 1 | 2 |
| 2/27/09 17:00 | 1 | -4 | 69 | NE | 1 | |
| 2/27/09 18:00 | -1 | -6 | 69 | NE | 1 | |
| 2/27/09 19:00 | -3 | -8 | 68 | NE | 1 | |
| 2/27/09 20:00 | -5 | -8 | 79 | NE | 1 | |
| 2/27/09 21:00 | -6 | -9 | 79 | NE | 1 | |
| 2/27/09 22:00 | -7 | -9 | 86 | NE | 1 | |
| 2/27/09 23:00 | -8 | -9 | 92 | NE | 1 | |
| 2/28/09 0:00 | -8 | -9 | 92 | NE | 1 | |
| 2/28/09 1:00 | -8 | -9 | 92 | NE | 1 | |
| 2/28/09 2:00 | -8 | -9 | 92 | NE | 1 | |
| 2/28/09 3:00 | -9 | -10 | 92 | NE | 1 | |
| 2/28/09 4:00 | -9 | -10 | 92 | NE | 1 | |
| 2/28/09 5:00 | -9 | -10 | 92 | NE | 1 | |
| 2/28/09 6:00 | -9 | -10 | 92 | NE | 1 | |
| 2/28/09 7:00 | -7 | -10 | 79 | NE | 1 | |
| 2/28/09 8:00 | -5 | -9 | 73 | NE | 1 | |
| 2/28/09 9:00 | -4 | -9 | 68 | NE | 1 | |
| 2/28/09 10:00 | -3 | -8 | 68 | NE | 1 | |
| 2/28/09 11:00 | -1 | -5 | 74 | NE | 1 | |
| 2/28/09 12:00 | 1 | -4 | 69 | NE | 1 | |
| 2/28/09 13:00 | 3 | -3 | 65 | NE | 1 | |

