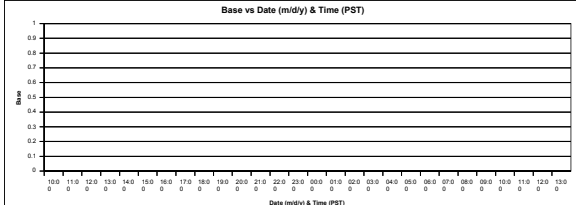
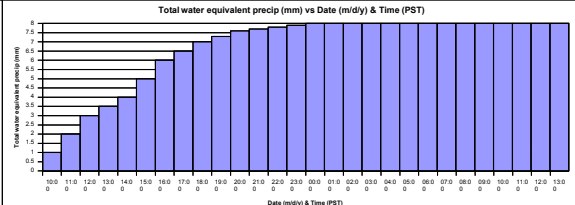
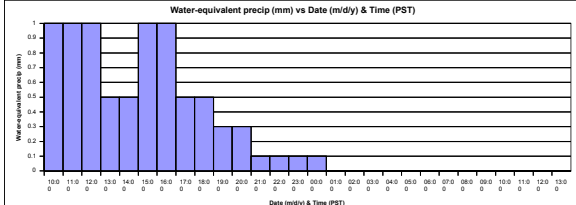
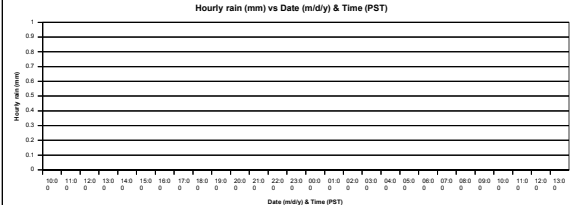
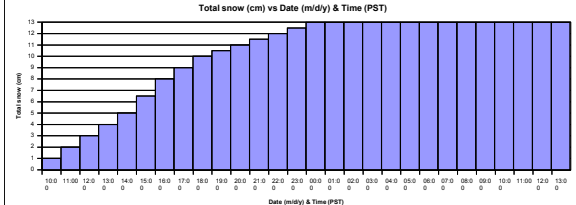
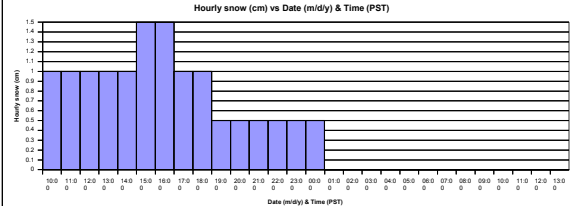
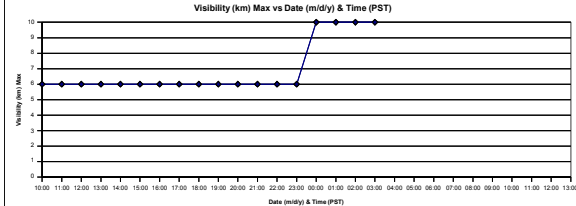
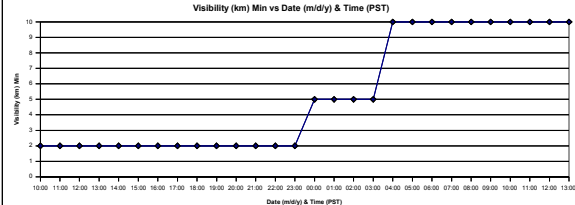
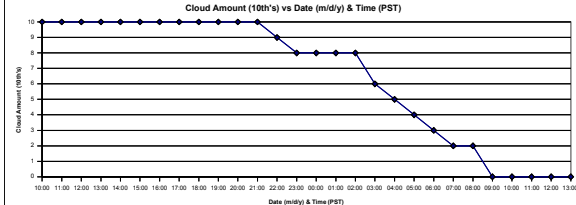
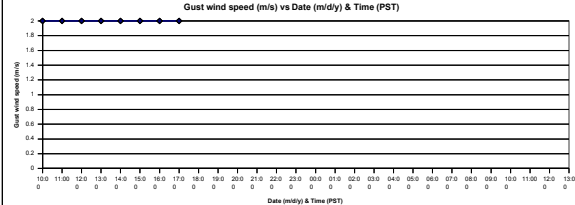
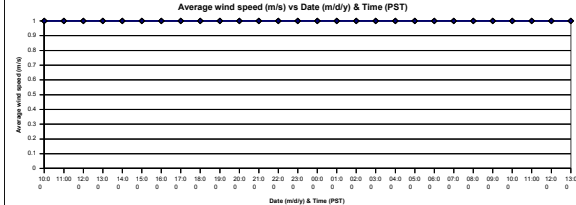
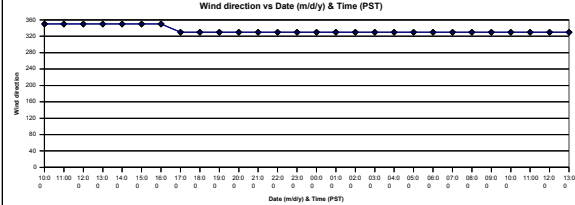
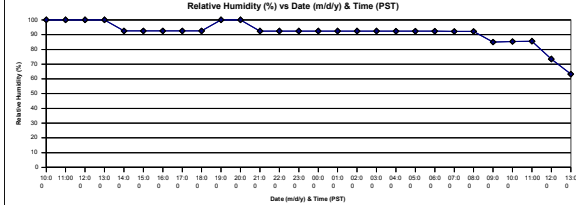
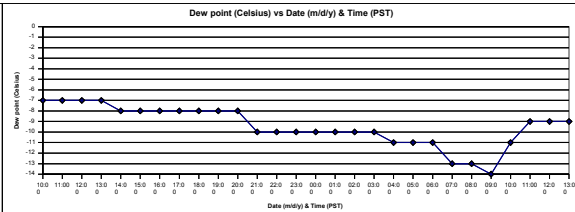
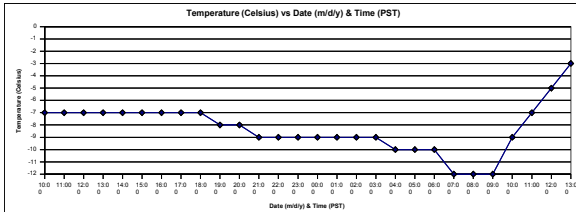


Forecast for Callaghan Valley issued February 25, 2009 at 10 AM

Date (m/d/y) & Time (PST)	Temperature (Celsius)	Dew point (Celsius)	Relative Humidity (%)	Wind direction	Average wind speed (m/s)	Gust wind speed (m/s)	Cloud Amount (10th's)	Visibility (km)		Hourly snow (cm)	Total snow (cm)	Hourly rain (mm)	Water-equivalent precip (mm)	Total water equivalent precip (mm)
								min	max					
2/25/09 10:00	-7	-7	100	N	1	2	10	2	6	1	1	0	1	1
2/25/09 11:00	-7	-7	100	N	1	2	10	2	6	1	2	0	1	2
2/25/09 12:00	-7	-7	100	N	1	2	10	2	6	1	3	0	1	3
2/25/09 13:00	-7	-7	100	N	1	2	10	2	6	1	4	0	0.5	3.5
2/25/09 14:00	-7	-8	93	N	1	2	10	2	6	1	5	0	0.5	4
2/25/09 15:00	-7	-8	93	N	1	2	10	2	6	1.5	6.5	0	1	5
2/25/09 16:00	-7	-8	93	N	1	2	10	2	6	1.5	8	0	1	6
2/25/09 17:00	-7	-8	93	NW	1	2	10	2	6	1	9	0	0.5	6.5
2/25/09 18:00	-7	-8	93	NW	1		10	2	6	1	10	0	0.5	7
2/25/09 19:00	-8	-8	100	NW	1		10	2	6	0.5	10.5	0	0.3	7.3
2/25/09 20:00	-8	-8	100	NW	1		10	2	6	0.5	11	0	0.3	7.6
2/25/09 21:00	-9	-10	92	NW	1		10	2	6	0.5	11.5	0	0.1	7.7
2/25/09 22:00	-9	-10	92	NW	1		9	2	6	0.5	12	0	0.1	7.8
2/25/09 23:00	-9	-10	92	NW	1		8	2	6	0.5	12.5	0	0.1	7.9
2/26/09 0:00	-9	-10	92	NW	1		8	5	10	0.5	13	0	0.1	8
2/26/09 1:00	-9	-10	92	NW	1		8	5	10	0	13	0	0	8
2/26/09 2:00	-9	-10	92	NW	1		8	5	10	0	13	0	0	8
2/26/09 3:00	-9	-10	92	NW	1		6	5	10	0	13	0	0	8
2/26/09 4:00	-10	-11	92	NW	1		5	10	0	0	13	0	0	8
2/26/09 5:00	-10	-11	92	NW	1		4	10	0	0	13	0	0	8
2/26/09 6:00	-10	-11	92	NW	1		3	10	0	0	13	0	0	8
2/26/09 7:00	-12	-13	92	NW	1		2	10	0	0	13	0	0	8
2/26/09 8:00	-12	-13	92	NW	1		2	10	0	0	13	0	0	8
2/26/09 9:00	-12	-14	85	NW	1		0	10	0	0	13	0	0	8
2/26/09 10:00	-9	-11	85	NW	1		0	10	0	0	13	0	0	8
2/26/09 11:00	-7	-9	86	NW	1		0	10	0	0	13	0	0	8
2/26/09 12:00	-5	-9	73	NW	1		0	10	0	0	13	0	0	8
2/26/09 13:00	-3	-9	63	NW	1		0	10	0	0	13	0	0	8



**Forecast for Callaghan Ski Jump Top issued
February 25, 2009 at 10 AM**

Date (m/d/y) & Time (PST)	Temperature (Celsius)	Dew point (Celsius)	Relative Humidity (%)	Wind direction	Average wind speed (m/s)	Gust wind speed (m/s)
2/25/09 10:00	-7	-8	93	NW	2	3
2/25/09 11:00	-8	-9	92	NW	2	3
2/25/09 12:00	-8	-9	92	NW	1	3
2/25/09 13:00	-8	-9	92	NW	1	3
2/25/09 14:00	-8	-9	92	NW	1	3
2/25/09 15:00	-8	-9	92	NW	1	2
2/25/09 16:00	-8	-9	92	NW	1	2
2/25/09 17:00	-8	-9	92	NW	1	2
2/25/09 18:00	-8	-9	92	NW	1	2
2/25/09 19:00	-8	-9	92	NW	1	2
2/25/09 20:00	-8	-9	92	NW	1	2
2/25/09 21:00	-8	-9	92	NW	1	
2/25/09 22:00	-8	-9	92	NW	1	
2/25/09 23:00	-8	-9	92	NW	1	
2/26/09 0:00	-8	-9	92	NW	1	
2/26/09 1:00	-9	-10	92	NW	1	
2/26/09 2:00	-9	-10	92	NW	1	
2/26/09 3:00	-9	-10	92	NW	1	
2/26/09 4:00	-9	-10	92	NW	1	
2/26/09 5:00	-10	-12	85	NW	1	
2/26/09 6:00	-10	-12	85	NW	1	
2/26/09 7:00	-11	-13	85	NW	1	
2/26/09 8:00	-11	-13	85	NW	1	
2/26/09 9:00	-11	-14	78	NW	1	
2/26/09 10:00	-8	-11	79	NW	1	
2/26/09 11:00	-6	-8	86	NW	1	
2/26/09 12:00	-4	-8	74	NW	1	
2/26/09 13:00	-2	-8	63	NW	1	

