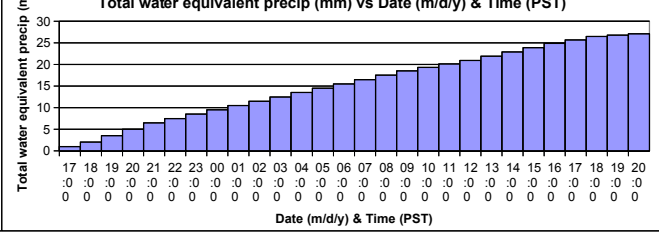
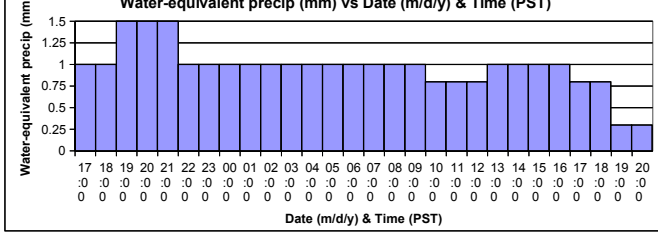
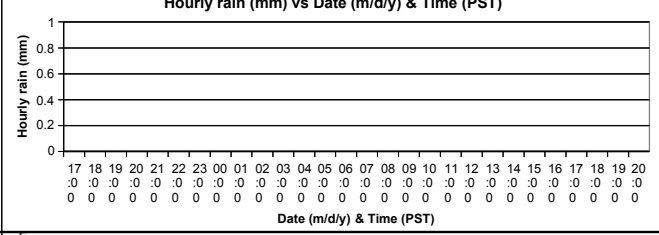
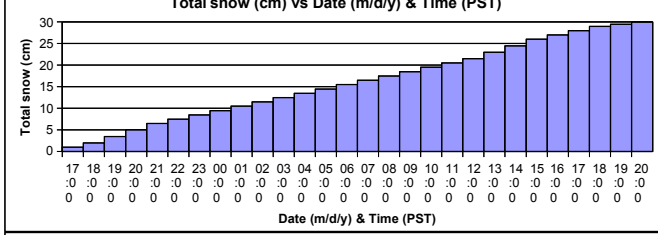
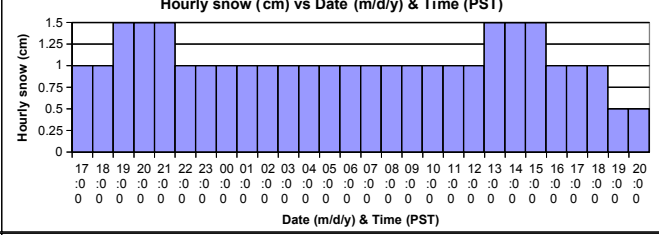
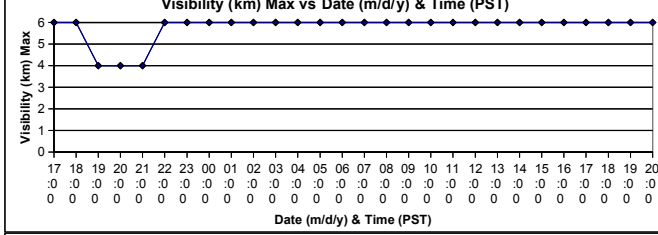
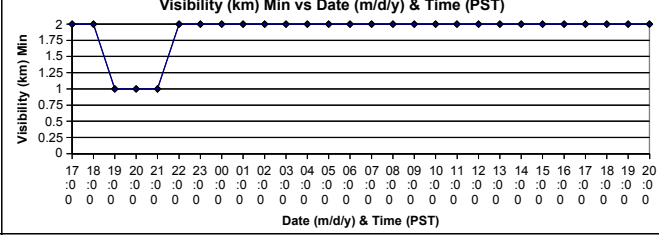
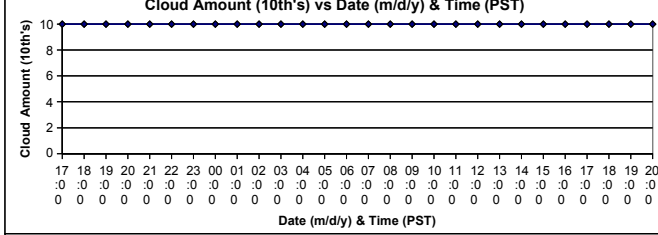
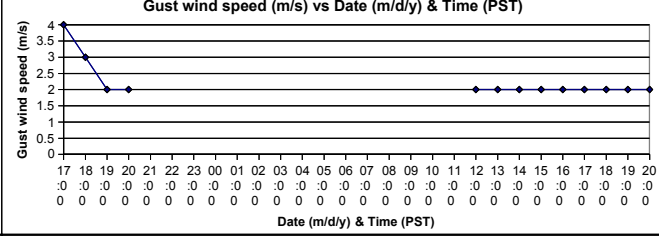
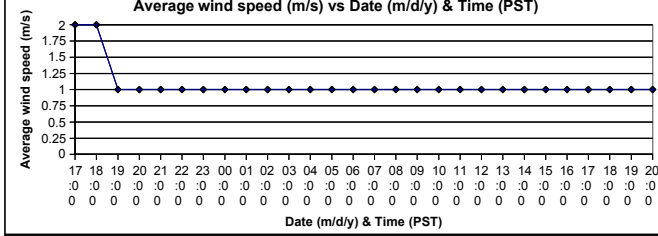
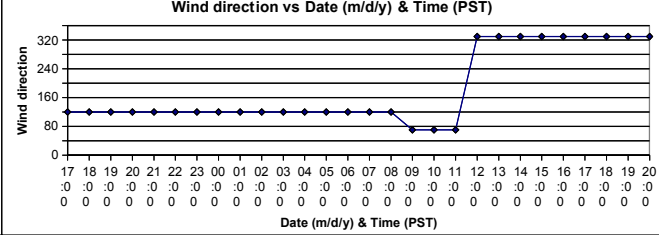
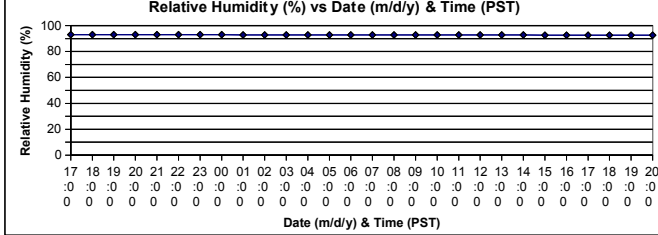
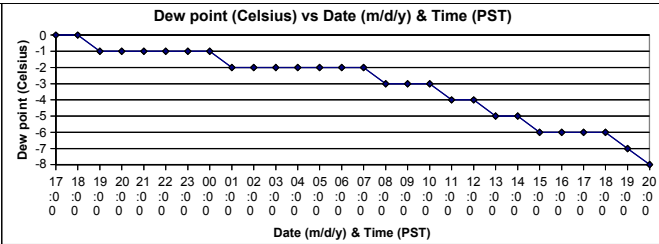
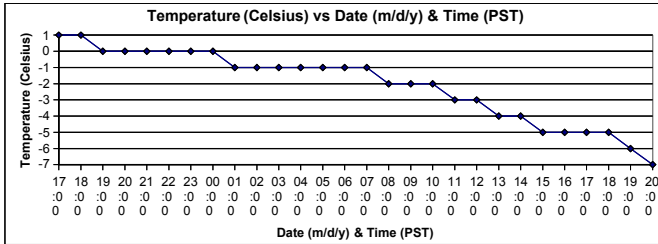


Forecast for Callaghan Valley issued February 24, 2009 at 3 PM

Date (m/d/y) & Time (PST)	Temperature (Celsius)	Dew point (Celsius)	Relative Humidity (%)	Wind direction	Average wind speed (m/s)	Gust wind speed (m/s)	Cloud Amount (10th's)	Visibility (km)		Hourly snow (cm)	Total snow (cm)	Hourly rain (mm)	Water-equivalent precip (mm)	Total water equivalent precip (mm)
								min	max					
2/24/09 17:00	1	0	93	SE	2	4	10	2	6	1	1	0	1	1
2/24/09 18:00	1	0	93	SE	2	3	10	2	6	1	2	0	1	2
2/24/09 19:00	0	-1	93	SE	1	2	10	1	4	1.5	3.5	0	1.5	3.5
2/24/09 20:00	0	-1	93	SE	1	2	10	1	4	1.5	5	0	1.5	5
2/24/09 21:00	0	-1	93	SE	1		10	1	4	1.5	6.5	0	1.5	6.5
2/24/09 22:00	0	-1	93	SE	1		10	2	6	1	7.5	0	1	7.5
2/24/09 23:00	0	-1	93	SE	1		10	2	6	1	8.5	0	1	8.5
2/25/09 0:00	0	-1	93	SE	1		10	2	6	1	9.5	0	1	9.5
2/25/09 1:00	-1	-2	93	SE	1		10	2	6	1	10.5	0	1	10.5
2/25/09 2:00	-1	-2	93	SE	1		10	2	6	1	11.5	0	1	11.5
2/25/09 3:00	-1	-2	93	SE	1		10	2	6	1	12.5	0	1	12.5
2/25/09 4:00	-1	-2	93	SE	1		10	2	6	1	13.5	0	1	13.5
2/25/09 5:00	-1	-2	93	SE	1		10	2	6	1	14.5	0	1	14.5
2/25/09 6:00	-1	-2	93	SE	1		10	2	6	1	15.5	0	1	15.5
2/25/09 7:00	-1	-2	93	SE	1		10	2	6	1	16.5	0	1	16.5
2/25/09 8:00	-2	-3	93	SE	1		10	2	6	1	17.5	0	1	17.5
2/25/09 9:00	-2	-3	93	E	1		10	2	6	1	18.5	0	1	18.5
2/25/09 10:00	-2	-3	93	E	1		10	2	6	1	19.5	0	0.8	19.3
2/25/09 11:00	-3	-4	93	E	1		10	2	6	1	20.5	0	0.8	20.1
2/25/09 12:00	-3	-4	93	NW	1	2	10	2	6	1	21.5	0	0.8	20.9
2/25/09 13:00	-4	-5	93	NW	1	2	10	2	6	1.5	23	0	1	21.9
2/25/09 14:00	-4	-5	93	NW	1	2	10	2	6	1.5	24.5	0	1	22.9
2/25/09 15:00	-5	-6	93	NW	1	2	10	2	6	1.5	26	0	1	23.9
2/25/09 16:00	-5	-6	93	NW	1	2	10	2	6	1	27	0	1	24.9
2/25/09 17:00	-5	-6	93	NW	1	2	10	2	6	1	28	0	0.8	25.7
2/25/09 18:00	-5	-6	93	NW	1	2	10	2	6	1	29	0	0.8	26.5
2/25/09 19:00	-6	-7	93	NW	1	2	10	2	6	0.5	29.5	0	0.3	26.8
2/25/09 20:00	-7	-8	93	NW	1	2	10	2	6	0.5	30	0	0.3	27.1



**Forecast for Top of Ski Jump issued  
February 24, 2009 at 3 PM**

Date (m/d/y) & Time (PST)	Temperature (Celsius)	Dew point (Celsius)	Relative Humidity (%)	Wind direction	Average wind speed (m/s)	Gust wind speed (m/s)
2/24/09 17:00	1	0	93	SE	2	4
2/24/09 18:00	1	0	93	SE	2	3
2/24/09 19:00	0	-1	93	SE	1	2
2/24/09 20:00	0	-1	93	SE	1	2
2/24/09 21:00	0	-1	93	SE	1	
2/24/09 22:00	0	-1	93	SE	1	
2/24/09 23:00	0	-1	93	SE	1	
2/25/09 0:00	0	-1	93	SE	1	
2/25/09 1:00	-1	-2	93	SE	1	
2/25/09 2:00	-1	-2	93	SE	1	
2/25/09 3:00	-1	-2	93	SE	1	
2/25/09 4:00	-1	-2	93	SE	1	
2/25/09 5:00	-1	-2	93	SE	1	
2/25/09 6:00	-1	-2	93	SE	1	
2/25/09 7:00	-1	-2	93	SE	1	
2/25/09 8:00	-2	-3	93	SE	1	
2/25/09 9:00	-2	-3	93	E	1	
2/25/09 10:00	-2	-3	93	E	1	
2/25/09 11:00	-3	-4	93	E	1	
2/25/09 12:00	-3	-4	93	N	1	2
2/25/09 13:00	-4	-5	93	N	1	2
2/25/09 14:00	-4	-5	93	N	1	2
2/25/09 15:00	-5	-6	93	N	1	2
2/25/09 16:00	-5	-6	93	N	1	2
2/25/09 17:00	-5	-6	93	N	1	2
2/25/09 18:00	-5	-6	93	N	1	2
2/25/09 19:00	-6	-7	93	N	1	2
2/25/09 20:00	-7	-8	93	N	1	2

