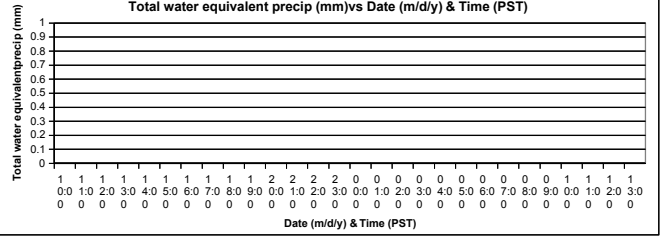
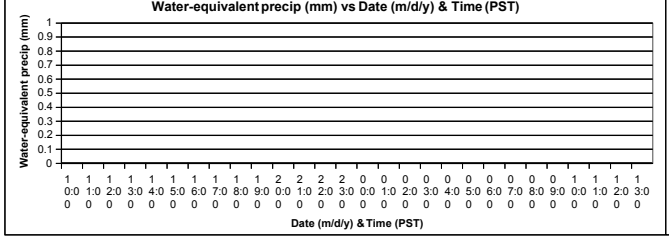
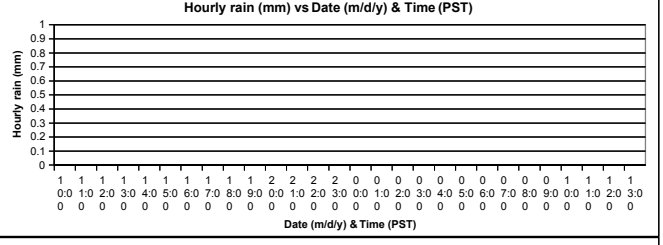

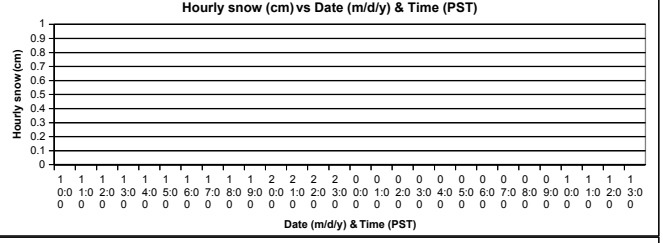
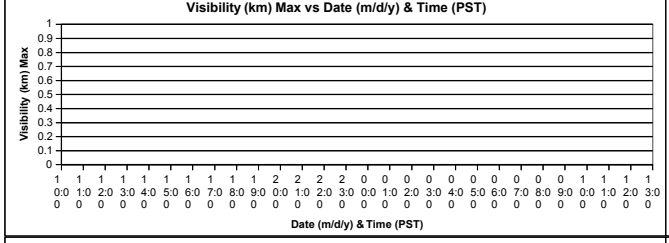
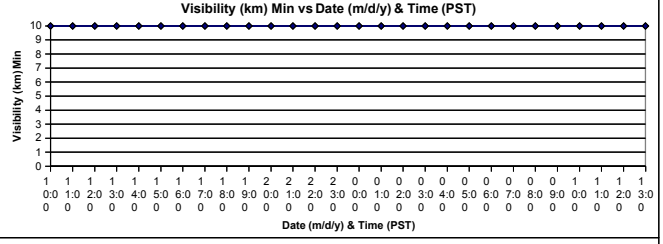
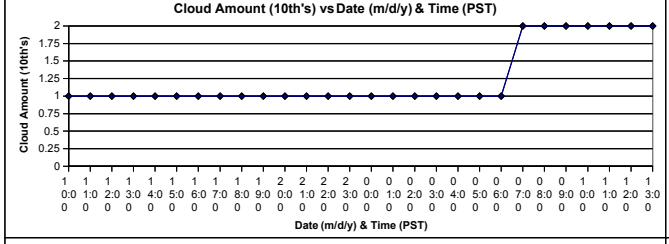
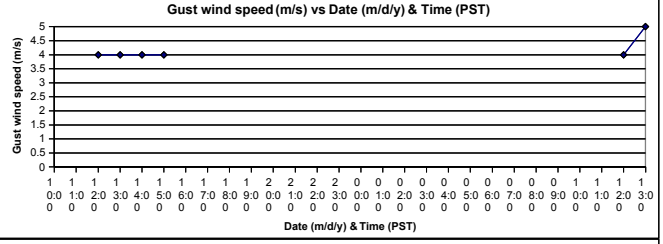
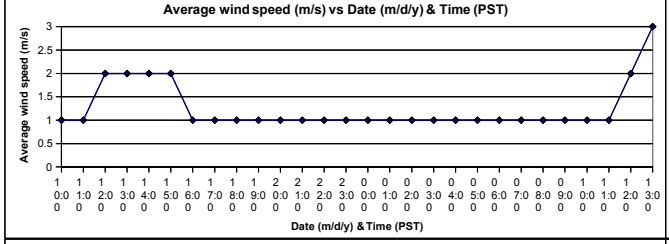
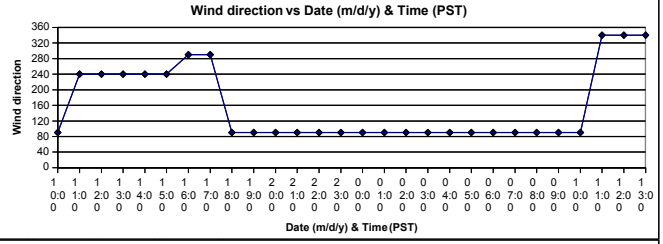
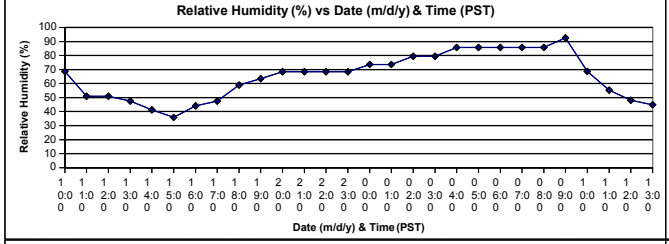
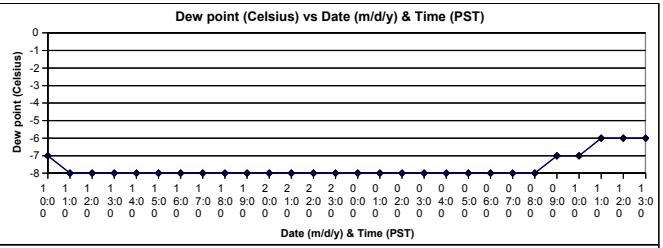
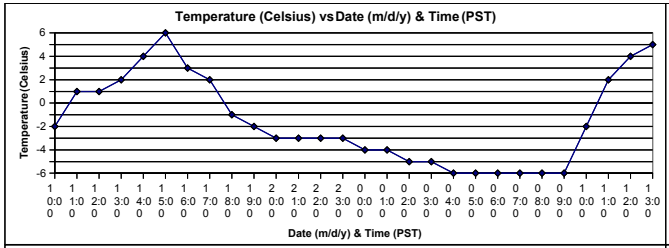


Forecast for Callaghan Valley issued February 19, 2009 at 10 AM

Date (m/d/y) & Time (PST)	Temperature (Celsius)	Dew point (Celsius)	Relative Humidity (%)	Wind direction	Average wind speed (m/s)	Gust wind speed (m/s)	Cloud Amount (10th's)	Visibility (km)		Hourly snow (cm)	Total snow (cm)	Hourly rain (mm)	Water-equivalent precip (mm)	Total water equivalent precip (mm)
								min	max					
2/19/09 10:00	-2	-7	69	E	1		1	10		0	0	0	0	0
2/19/09 11:00	1	-8	51	SW	1		1	10		0	0	0	0	0
2/19/09 12:00	1	-8	51	SW	2	4	1	10		0	0	0	0	0
2/19/09 13:00	2	-8	47	SW	2	4	1	10		0	0	0	0	0
2/19/09 14:00	4	-8	41	SW	2	4	1	10		0	0	0	0	0
2/19/09 15:00	6	-8	36	SW	2	4	1	10		0	0	0	0	0
2/19/09 16:00	3	-8	44	W	1		1	10		0	0	0	0	0
2/19/09 17:00	2	-8	47	W	1		1	10		0	0	0	0	0
2/19/09 18:00	-1	-8	59	E	1		1	10		0	0	0	0	0
2/19/09 19:00	-2	-8	63	E	1		1	10		0	0	0	0	0
2/19/09 20:00	-3	-8	68	E	1		1	10		0	0	0	0	0
2/19/09 21:00	-3	-8	68	E	1		1	10		0	0	0	0	0
2/19/09 22:00	-3	-8	68	E	1		1	10		0	0	0	0	0
2/19/09 23:00	-3	-8	68	E	1		1	10		0	0	0	0	0
2/20/09 0:00	-4	-8	74	E	1		1	10		0	0	0	0	0
2/20/09 1:00	-4	-8	74	E	1		1	10		0	0	0	0	0
2/20/09 2:00	-5	-8	79	E	1		1	10		0	0	0	0	0
2/20/09 3:00	-5	-8	79	E	1		1	10		0	0	0	0	0
2/20/09 4:00	-6	-8	86	E	1		1	10		0	0	0	0	0
2/20/09 5:00	-6	-8	86	E	1		1	10		0	0	0	0	0
2/20/09 6:00	-6	-8	86	E	1		1	10		0	0	0	0	0
2/20/09 7:00	-6	-8	86	E	1		2	10		0	0	0	0	0
2/20/09 8:00	-6	-8	86	E	1		2	10		0	0	0	0	0
2/20/09 9:00	-6	-7	93	E	1		2	10		0	0	0	0	0
2/20/09 10:00	-2	-7	69	E	1		2	10		0	0	0	0	0
2/20/09 11:00	2	-6	55	N	1		2	10		0	0	0	0	0
2/20/09 12:00	4	-6	48	N	2	4	2	10		0	0	0	0	0
2/20/09 13:00	5	-6	45	N	3	5	2	10		0	0	0	0	0



**Forecast for Callaghan Ski Jump Top issued  
February 19, 2009 at 10 AM**

Date (m/d/y) & Time (PST)	Temperature (Celsius)	Dew point (Celsius)	Relative Humidity (%)	Wind direction	Average wind speed (m/s)	Gust wind speed (m/s)
2/19/09 10:00	0	-6	77	calm	0	
2/19/09 11:00	2	-6	55	SW	1	2
2/19/09 12:00	4	-6	48	SW	2	3
2/19/09 13:00	5	-6	45	SW	3	4
2/19/09 14:00	5	-6	45	SW	3	5
2/19/09 15:00	5	-6	45	SW	3	4
2/19/09 16:00	5	-6	45	SW	1	2
2/19/09 17:00	3	-6	52	SW	1	
2/19/09 18:00	1	-6	59	NE	1	
2/19/09 19:00	0	-6	64	NE	1	
2/19/09 20:00	-1	-6	69	NE	1	
2/19/09 21:00	-1	-6	69	NE	1	
2/19/09 22:00	-1	-6	69	NE	1	
2/19/09 23:00	-2	-6	74	NE	1	
2/20/09 0:00	-2	-6	74	NE	1	
2/20/09 1:00	-2	-6	74	NE	1	
2/20/09 2:00	-2	-6	74	NE	1	
2/20/09 3:00	-3	-6	80	NE	1	
2/20/09 4:00	-3	-6	80	NE	1	
2/20/09 5:00	-4	-6	86	NE	1	
2/20/09 6:00	-4	-6	86	NE	1	
2/20/09 7:00	-4	-6	86	NE	1	
2/20/09 8:00	-4	-6	86	NE	1	
2/20/09 9:00	-3	-6	80	NE	1	
2/20/09 10:00	-1	-6	69	calm	0	
2/20/09 11:00	2	-6	55	SW	1	2
2/20/09 12:00	4	-6	48	SW	2	3
2/20/09 13:00	5	-6	45	W	3	5

