

Competition Shooting Results


Software by
TAURUS-SOFT Systemtechnik
D 83620 Feldkirchen

HoRa Systemtechnik GmbH
Chiemseestraße 26 D 83093 Bad Endorf
Tel +49 (0)8053 49043
Tel +49 (0)8053 49053
e-mail: info@hora2000.de
http://www.hora2000.de

30. March 2008 Mixed Relay AM
30.03.2008

Callaghan
Page: 1

P	1S	2S	3S	4S	5S	6S	7S	8S	ShTm	Rnk	RunTm	Rnk	Total time	Rnk	Sht.img.	L	M	La
11 SHEPARD Wait US																		
0	2.6	2.2	2.1	1.7	1.6	===	===	===	00:13.1	3	00:04:14.9	17	00:04:28.1	6	⑤④③②①	1	P	1
0	7.4	1.8	1.8	1.9	2.3	7.0	6.5	===	00:32.5	11	00:04:47.6	6	00:05:20.1	1	⑦⑥⑤④③②①	2	S	3
0	7.9	1.8	1.6	1.5	1.8	===	===	===	00:17.9	0	00:04:57.3	0	00:00:00.0	0	⑤④③②①	2	S	1
0									00:45.6	3	00:09:02.6	11	00:09:48.2	4	+30s/Fehl)			
12 STUDEBAKER Sara US																		
0	11.4	4.3	3.5	3.4	3.2	11.5	9.6	===	00:52.4	29	00:20:00.8	32	00:20:53.2	30	①②③④⑤	1	P	1
0	11.6	3.4	4.6	2.9	3.2	16.3	12.3	===	00:58.5	30	00:05:46.6	37	00:06:45.1	36	⑦⑥⑤④③②①	2	S	1
0									01:50.9	28	00:25:47.3	31	00:27:38.2	31	+30s/Fehl)			
13 DOWNS Jesse US																		
1	19.8	2.1	2.4	2.6	3.2	15.2	14.2	10.2	01:13.7	55	00:37:41.1	55	00:38:54.8	55	①⑥③●⑧	1	P	1
0	15.8	2.3	2.2	2.6	2.2	11.3	===	===	00:40.9	16	00:05:10.7	20	00:05:51.7	15	⑥⑤④③②①	2	S	1
1									01:54.6	32	00:42:51.8	54	00:44:46.4	55	+30s/Fehl)			
21 MORSE Sam US																		
2	15.3	4.2	4.7	5.0	4.5	10.9	6.9	7.8	01:03.2	41	00:04:10.2	15	00:05:13.5	18	●②⑦⑥●	1	P	2
3	24.4	3.1	5.4	9.5	4.4	12.9	10.6	14.1	01:29.6	60	00:05:54.2	41	00:07:23.9	47	●●●⑥①	2	S	2
5									02:32.9	56	00:10:04.5	17	00:14:07.3	21	+30s/Fehl)			
22 MCNAMEE Hillary US																		
0	16.0	4.7	3.6	3.3	4.1	9.3	8.8	11.4	01:04.8	42	00:24:21.9	44	00:25:26.7	44	⑤③③②①	1	P	2
0	17.4	2.9	17.3	4.1	10.8	13.1	9.5	===	01:20.5	53	00:06:14.0	49	00:07:34.5	50	⑦⑥⑤②①	2	S	2
0									02:25.4	52	00:30:35.9	44	00:33:01.2	44	+30s/Fehl)			
23 ZACH Hall US																		
0	27.0	3.0	2.7	3.8	3.5	16.7	21.2	===	01:24.1	64	00:43:53.5	68	00:45:17.5	68	①②⑥④⑦	1	P	2
0	21.6	3.1	2.0	2.2	3.1	9.9	12.6	15.3	01:13.3	47	00:05:03.3	17	00:06:16.6	23	①②③⑥⑤	2	S	2
0									02:37.4	58	00:48:56.7	67	00:51:34.1	66	+30s/Fehl)			
31 BEDARD Marc-Andre QC																		
0	===	===	===	===	===	===	===	===	00:00.0	0	-10:00:00.0	1	-10:00:00.0	1	①①①①①	1	S	3
0	11.1	1.8	1.8	1.9	1.9	===	===	===	00:24.8	4	10:03:57.9	75	10:04:22.7	76	⑤④③②①	2	P	3
0									00:24.8	2	00:03:57.9	1	00:04:22.7	2	+30s/Fehl)			
32 DEMERS Maryse QC																		
0	20.4	4.2	3.7	3.9	4.0	13.9	13.9	12.2	01:22.9	62	00:20:18.9	34	00:21:41.9	35	⑥⑦③②①	1	P	3
2	0.4	1.3	4.1	3.4	10.6	11.3	9.3	===	01:36.7	67	00:07:21.6	67	00:08:58.3	67	●④③●①	2	S	3
2									02:59.6	63	00:27:40.6	38	00:31:40.2	42	+30s/Fehl)			
33 GREGOIRE JACQUES Remi QC																		
1	26.3	9.7	8.1	9.0	8.9	15.4	13.3	14.0	01:51.3	70	00:43:14.5	67	00:45:05.8	67	●⑧⑦②⑥	1	P	3
4	26.6	8.3	6.1	9.5	8.8	9.4	9.9	10.9	01:35.2	66	00:06:02.9	46	00:07:38.1	51	●●●●●	2	S	3
5									03:26.5	67	00:49:17.4	68	00:54:43.8	69	+30s/Fehl)			
41 PERRAS Scott SK																		
0	13.5	4.0	5.3	3.3	3.1	9.5	9.3	9.3	01:01.7	39	00:03:56.7	9	00:04:58.4	15	⑧④③⑦⑥	1	P	4
0	19.3	1.9	1.8	1.5	1.8	9.2	===	===	00:38.9	12	00:04:56.3	10	00:05:35.2	8	⑥④③②①	2	S	4
0									01:40.6	23	00:08:52.9	9	00:10:33.6	11	+30s/Fehl)			
42 STACHURA Mat SK																		
0	28.0	2.5	2.3	2.7	2.5	9.5	8.3	===	01:00.3	38	00:19:54.2	31	00:20:54.5	31	⑤⑦③②⑥	1	P	4
0	15.3	1.9	2.1	1.8	2.0	10.1	9.9	===	00:46.5	20	00:04:57.0	12	00:05:43.5	11	⑤④③②⑦	2	S	4
0									01:46.8	27	00:24:51.2	27	00:26:37.9	27	+30s/Fehl)			
43 ETCHEVERRY Jodi SK																		
0	19.8	3.1	3.1	3.0	2.8	10.6	===	===	00:46.1	21	00:37:05.3	53	00:37:51.4	53	⑤④⑥②①	1	P	4
1	17.9	3.9	3.6	3.7	3.8	12.8	13.7	15.1	01:18.9	50	00:06:02.5	45	00:07:21.3	46	⑤④●②⑦	2	S	4
1									02:04.9	39	00:43:07.7	55	00:45:42.7	56	+30s/Fehl)			
51 BURKE Tim US																		
0	17.9	2.7	2.2	1.9	2.2	===	===	===	00:30.7	7	00:03:53.8	7	00:04:24.5	5	①②③④⑤	1	P	5
0	15.9	2.2	3.8	2.9	5.8	8.8	9.2	6.3	00:59.2	31	00:04:37.5	1	00:05:36.7	9	①②③⑥④	2	S	5
0									01:29.9	16	00:08:31.3	4	00:10:01.3	6	+30s/Fehl)			



Competition Shooting Results


Software by
TAURUS-SOFT Systemtechnik
D 83620 Feldkirchen

HoRa Systemtechnik GmbH
Chiemseestraße 26 D 83093 Bad Endorf
Tel +49 (0)8053 49043
Tel +49 (0)8053 49053
e-mail: info@hora2000.de
http://www.hora2000.de

30. March 2008 Mixed Relay AM
30.03.2008

Callaghan
Page: 2

P	1S	2S	3S	4S	5S	6S	7S	8S	ShTm	Rnk	RunTm	Rnk	Total time	Rnk	Sht.img.	L	M	La
52 JOHNSON Haley US																		
0	20.2	<u>2.8</u>	2.7	2.9	2.7	11.4	===	===	00:46.7	23	00:19:24.9	28	00:20:11.7	27	⑤④③②①	1	P	5
0	17.8	3.5	3.1	<u>3.2</u>	3.3	<u>11.5</u>	10.9	===	00:57.8	29	00:05:29.5	27	00:06:27.3	26	⑤④③②①	2	S	5
0									01:44.5	26	00:24:54.5	28	00:26:38.9	28	+30s/Fehl			
53 TEELA Jeremy US																		
0	0.9	5.7	3.9	4.2	3.7	===	===	===	00:21.9	4	00:36:56.3	52	00:37:18.2	52	⑤④③②①	1	P	5
3	15.5	<u>3.3</u>	<u>2.6</u>	<u>2.7</u>	2.4	<u>9.7</u>	<u>8.5</u>	<u>8.9</u>	00:57.1	26	00:04:47.9	7	00:05:45.1	13	●●●⑤①	2	S	5
3									01:19.1	10	00:41:44.3	52	00:44:33.3	54	+30s/Fehl			
61 GREEN Brendan NT																		
0	<u>19.5</u>	3.1	3.6	3.6	3.3	12.8	===	===	00:50.7	28	00:03:58.1	10	00:04:48.7	13	⑥②③④⑤	1	P	6
0	<u>16.7</u>	2.9	3.2	2.3	2.8	9.8	===	===	00:39.9	13	00:04:42.1	4	00:05:22.1	3	⑤④③②⑥	2	S	6
0									01:30.7	17	00:08:40.2	6	00:10:10.8	9	+30s/Fehl			
62 MAWDSLEY Betsy NT																		
0	27.4	4.5	<u>4.4</u>	4.3	<u>4.5</u>	14.1	<u>19.5</u>	11.6	01:34.8	66	00:20:58.2	37	00:22:33.0	40	③④⑥②①	1	P	6
0	21.5	3.9	4.3	<u>4.5</u>	<u>4.3</u>	<u>16.7</u>	17.3	11.0	01:26.6	57	00:07:41.9	69	00:09:08.5	68	③⑦③②①	2	S	6
0									03:01.4	64	00:28:40.1	41	00:31:41.5	43	+30s/Fehl			
63 BOLIVAR Lindsey NT																		
0	18.0	2.8	2.6	<u>2.4</u>	2.9	9.9	===	===	00:42.4	16	00:45:17.6	69	00:45:59.9	69	⑤⑥③②①	1	P	6
1	20.4	<u>2.8</u>	<u>9.9</u>	<u>4.4</u>	<u>7.1</u>	9.4	11.3	10.2	01:19.3	51	00:06:26.1	58	00:07:45.4	55	①⑥⑦③●	2	S	6
1									02:01.7	35	00:51:43.7	69	00:54:15.3	68	+30s/Fehl			
71 CURRIER Russel US																		
4	<u>21.4</u>	<u>3.1</u>	<u>2.9</u>	<u>3.1</u>	3.1	<u>10.0</u>	<u>9.5</u>	<u>9.3</u>	01:05.6	44	00:04:04.3	12	00:05:09.8	17	⑤●●●●	1	P	7
1	<u>16.8</u>	<u>4.0</u>	6.8	<u>3.7</u>	2.6	<u>9.9</u>	11.2	9.8	01:08.1	40	00:06:18.1	51	00:07:26.2	48	③⑤③⑦●	2	S	7
5									02:13.7	43	00:10:22.4	19	00:13:06.1	19	+30s/Fehl			
72 CHAMBERLAIN BethAnn US																		
0	<u>19.5</u>	5.1	3.8	3.9	<u>3.8</u>	15.7	<u>12.5</u>	13.1	01:22.1	61	00:23:00.3	42	00:24:22.4	42	③④③②⑥	1	P	7
0	17.2	2.7	<u>2.6</u>	2.3	6.6	12.2	===	===	00:46.3	19	00:05:44.6	33	00:06:30.9	29	⑤④⑥②①	2	S	7
0									02:08.4	40	00:28:44.9	42	00:30:53.3	41	+30s/Fehl			
73 DOUGLAS Duncan US																		
0	<u>11.1</u>	4.9	3.5	3.1	3.4	12.8	===	===	00:43.5	19	00:41:40.3	64	00:42:23.8	65	⑤④③②⑥	1	P	7
0	15.1	<u>2.9</u>	2.1	2.7	2.3	10.9	===	===	00:41.5	18	00:04:58.9	14	00:05:40.4	10	⑥⑤④③①	2	S	7
0									01:24.9	15	00:46:39.3	62	00:48:04.2	61	+30s/Fehl			
81 LETAILLEUR Yannick AB																		
0	<u>10.9</u>	1.7	1.7	1.6	<u>1.9</u>	8.6	7.5	===	00:37.2	13	00:03:56.1	8	00:04:33.3	7	⑦④③②⑥	1	P	8
0	12.7	1.9	1.7	<u>1.7</u>	1.7	8.1	===	===	00:30.4	6	00:04:58.9	13	00:05:29.3	6	⑤⑥③②①	2	S	8
0									01:07.6	7	00:08:54.9	10	00:10:02.6	8	+30s/Fehl			
82 KEITH Sandra AB																		
0	<u>21.8</u>	3.2	3.1	3.0	3.0	9.9	===	===	00:48.4	26	00:20:11.7	33	00:21:00.1	32	⑥②③④⑤	1	P	8
0	18.4	2.9	2.5	2.5	2.7	===	===	===	00:31.6	8	00:05:38.6	32	00:06:10.2	20	①②③④⑤	2	S	8
0									01:19.9	11	00:25:50.3	33	00:27:10.3	30	+30s/Fehl			
83 CLARK Cindy AB																		
0	<u>16.6</u>	<u>5.4</u>	9.1	3.9	3.9	11.5	10.4	===	01:05.4	43	00:38:44.4	57	00:39:49.8	57	⑥⑦③④⑤	1	P	8
0	17.6	3.6	3.2	2.2	2.6	===	===	===	00:32.0	10	00:06:30.8	60	00:07:02.8	39	①②③④⑤	2	S	8
0									01:37.4	19	00:45:15.2	59	00:46:52.6	57	+30s/Fehl			
91 TOPHAM Matt BC																		
0	31.2	4.9	4.8	4.6	5.2	===	===	===	00:54.9	32	00:05:55.0	26	00:06:49.9	26	①②③④⑤	1	P	9
0	22.9	<u>5.4</u>	4.4	4.8	5.6	15.2	===	===	01:00.9	32	00:06:15.2	50	00:07:16.1	44	①⑥③④⑤	2	S	9
0									01:55.8	33	00:12:10.2	26	00:14:06.0	20	+30s/Fehl			
92 SEDLOCK Jessica BC																		
0	<u>19.8</u>	<u>5.1</u>	4.5	4.3	4.4	12.5	<u>13.1</u>	13.3	01:21.9	60	00:25:41.5	46	00:27:03.4	48	③⑥③④⑤	1	P	9
0	18.8	5.1	3.9	4.3	4.4	===	===	===	00:41.2	17	00:05:49.3	39	00:06:30.6	28	⑤④③②①	2	S	9
0									02:03.1	37	00:31:30.8	45	00:33:33.9	45	+30s/Fehl			



Competition Shooting Results

Software by
TAURUS-SOFT Systemtechnik
D 83620 Feldkirchen

HoRa Systemtechnik GmbH
Chiemseestraße 26 D 83093 Bad Endorf
Tel +49 (0)8053 49043
Tel +49 (0)8053 49053
e-mail: info@hora2000.de
http://www.hora2000.de

30. March 2008 Mixed Relay AM
30.03.2008

Callaghan
Page: 3

P	1S	2S	3S	4S	5S	6S	7S	8S	ShTm	Rnk	RunTm	Rnk	Total time	Rnk	Sht.img.	L	M	La
93 APEL Jytte BC																		
0	<u>22.4</u>	5.6	5.2	4.5	4.8	10.3	11.6	===	01:08.5	51	00:45:51.5	70	00:46:59.9	70	⑤④③②①	1	P	9
0	22.7	6.2	5.0	3.6	4.4	15.1	10.6	===	01:11.3	45	00:06:34.7	62	00:07:46.0	56	⑤④③②①	2	S	9
0									02:19.8	47	00:52:26.2	71	00:54:45.9	70	+30s/Fehl			
101 MACCULLOCH Elijah AB																		
1	21.5	3.9	4.4	4.0	7.8	9.6	10.1	9.5	01:17.2	58	00:05:05.4	24	00:06:22.5	22	⑥⑦⑥⑤④	1	P	10
1	<u>24.2</u>	4.1	3.4	5.1	2.8	8.2	8.6	9.3	01:10.0	43	00:06:23.6	57	00:07:33.6	49	⑥⑦⑥⑤④	2	S	10
2									02:27.2	54	00:11:29.0	24	00:14:26.2	24	+30s/Fehl			
102 SCHULTZ Melanie AB																		
0	15.8	6.4	4.3	3.8	3.7	21.1	11.7	===	01:11.7	53	00:25:46.1	47	00:26:57.7	47	⑦⑥⑤④③	1	P	10
0	20.2	6.4	5.3	5.7	4.8	11.0	12.1	===	01:08.7	41	00:06:02.4	44	00:07:11.1	42	⑤④③②①	2	S	10
0									02:20.3	48	00:31:48.5	46	00:34:08.8	46	+30s/Fehl			
103 VUKADINOVIC Tatiana AB																		
0	<u>24.1</u>	5.5	3.6	3.9	4.5	14.3	12.8	===	01:13.7	56	00:46:40.7	71	00:47:54.4	71	⑤④③②①	1	P	10
1	14.0	3.1	2.7	2.5	3.3	18.3	14.4	11.1	01:13.9	48	00:07:02.7	66	00:08:16.6	64	●④③②①	2	S	10
1									02:27.6	55	00:53:43.4	72	00:56:41.0	72	+30s/Fehl			
111 ZIDEK Tom SK																		
0	19.7	3.3	2.2	2.1	2.1	===	===	===	00:33.3	9	00:04:17.9	18	00:04:51.2	14	⑤④③②①	1	P	11
0	25.1	3.2	3.0	3.2	3.5	12.2	12.4	===	01:05.7	39	00:05:29.3	26	00:06:34.9	33	⑦⑥⑤④③	2	S	11
0									01:39.0	21	00:09:47.1	16	00:11:26.2	16	+30s/Fehl			
112 JOHNS David SK																		
0	18.3	2.4	2.7	2.1	2.6	9.4	13.7	8.3	01:03.1	40	00:21:27.6	40	00:22:30.7	39	⑥④③②①	1	P	11
0	64.4	0.1	0.2	0.2	0.1	0.4	===	===	01:05.6	38	00:05:27.1	24	00:06:32.7	31	⑤④③②①	2	S	11
0									02:08.7	41	00:26:54.7	37	00:29:03.4	33	+30s/Fehl			
113 MILLER Jodi SK																		
0	34.1	7.1	5.9	6.7	6.4	===	===	===	01:05.9	45	00:40:53.8	63	00:41:59.7	62	⑤④③②①	1	P	11
0	33.2	5.3	6.9	5.9	5.6	13.7	===	===	01:15.8	49	00:07:53.1	71	00:09:08.9	69	⑤④③②①	2	S	11
0									02:21.8	49	00:48:46.9	66	00:51:08.6	64	+30s/Fehl			
121 ROBB Jamie AB																		
0	11.9	1.9	2.2	2.1	1.8	===	===	===	00:23.9	5	00:03:53.0	5	00:04:16.9	3	⑤④③②①	1	P	12
0	15.0	2.2	2.9	3.9	3.1	7.8	7.6	10.9	00:56.3	25	00:04:48.7	8	00:05:44.9	12	⑤④③②①	2	S	12
0									01:20.2	12	00:08:41.7	7	00:10:01.9	7	+30s/Fehl			
122 KOCHER Zina AB																		
2	18.6	3.1	8.5	9.1	4.9	8.9	7.9	6.7	01:11.9	54	00:19:33.9	29	00:20:45.8	29	●④●③⑥	1	P	12
2	14.6	10.7	3.2	2.1	3.0	9.2	8.1	6.5	01:01.5	34	00:06:13.7	48	00:07:15.3	43	●●③②②	2	S	12
4									02:13.4	42	00:25:47.6	32	00:29:01.0	32	+30s/Fehl			
123 SMITH Nathan AB																		
0	13.7	2.5	2.0	1.8	2.1	6.7	===	===	00:33.8	10	00:38:30.9	56	00:39:04.7	56	⑥④③②①	1	P	12
0	11.4	2.0	2.3	2.2	2.4	7.4	===	===	00:30.5	7	00:04:53.9	9	00:05:24.4	4	⑥⑤④③①	2	S	12
0									01:04.3	5	00:43:24.8	56	00:44:29.1	53	+30s/Fehl			
131 CLEGG Robin ON																		
5	===	===	===	===	===	===	===	===	00:00.0	0	-10:00:00.0	1	-10:00:00.0	1	●●●●●	1	S	13
0	8.6	2.6	2.3	2.2	2.2	===	===	===	00:21.7	2	10:03:59.3	76	10:04:20.9	75	⑤④③②①	2	P	13
5									00:21.7	1	00:03:59.3	2	00:04:20.9	1	+30s/Fehl			
141 LABOSSIÈRE Patrick MB																		
0	16.6	4.2	4.7	4.7	4.6	13.6	===	===	00:53.6	31	00:04:33.8	20	00:05:27.4	20	⑤④③②①	1	P	14
0	18.7	3.9	4.3	4.4	4.4	25.2	12.1	12.4	01:29.9	61	00:05:36.7	31	00:07:06.7	40	⑥⑦⑥⑤④	2	S	14
0									02:23.6	51	00:10:10.6	18	00:12:34.1	18	+30s/Fehl			
142 IMRIE Megan MB																		
0	16.3	3.9	3.6	3.2	2.8	8.4	===	===	00:42.6	17	00:23:43.6	43	00:24:26.2	43	⑤④③②①	1	P	14
0	9.7	3.1	2.8	2.9	2.5	===	===	===	00:23.8	3	00:05:53.8	40	00:06:17.7	24	⑤④③②①	2	S	14
0									01:06.4	6	00:29:37.4	43	00:30:43.8	40	+30s/Fehl			



Competition Shooting Results


Software by
TAURUS-SOFT Systemtechnik
D 83620 Feldkirchen

HoRa Systemtechnik GmbH
Chiemseestraße 26 D 83093 Bad Endorf
Tel +49 (0)8053 49043
Tel +49 (0)8053 49053
e-mail: info@hora2000.de
http://www.hora2000.de

30. March 2008 Mixed Relay AM
30.03.2008

Callaghan
Page: 4

P	1S	2S	3S	4S	5S	6S	7S	8S	ShTm	Rnk	RunTm	Rnk	Total time	Rnk	Sht.img.	L	M	La
143 MILLER Matt MB																		
1	<u>21.4</u>	5.4	4.1	4.5	<u>4.3</u>	<u>18.2</u>	10.5	<u>10.4</u>	01:23.1	63	00:41:48.6	66	00:43:11.8	66	●②③④⑦	1	P	14
2	<u>25.4</u>	4.4	<u>4.8</u>	4.5	<u>4.8</u>	<u>11.6</u>	10.5	<u>10.4</u>	01:20.5	52	00:06:22.2	55	00:07:42.7	53	●②④⑦●	2	S	14
3									02:43.6	60	00:48:10.9	65	00:51:54.5	67	+30s/Fehl			
151 WOLOSCHUK Paul SK																		
0	<u>8.4</u>	3.2	3.7	<u>3.8</u>	2.9	8.5	8.2	===	00:43.2	18	00:04:42.9	22	00:05:26.1	19	⑤⑦③⑥②	1	P	15
0	19.6	5.4	4.5	3.5	3.3	===	===	===	00:40.5	14	00:05:45.2	35	00:06:25.7	25	⑤④③①②	2	S	15
0									01:23.7	14	00:10:28.1	20	00:11:51.8	17	+30s/Fehl			
152 JOCHIM Jenn SK																		
4	<u>22.1</u>	<u>11.8</u>	<u>6.9</u>	<u>10.7</u>	<u>10.3</u>	<u>16.7</u>	<u>9.6</u>	10.8	01:47.9	69	00:24:41.1	45	00:26:29.1	45	●●●●●	1	P	15
2	<u>22.2</u>	8.9	<u>5.0</u>	<u>3.3</u>	3.1	<u>10.6</u>	<u>14.6</u>	11.4	01:25.4	55	00:09:43.1	74	00:11:08.5	74	●⑤⑥●②	2	S	15
6									03:13.3	66	00:34:24.2	51	00:38:37.5	51	+30s/Fehl			
153 SYLVESTER Doug SK																		
2	<u>38.1</u>	<u>5.9</u>	<u>8.1</u>	5.9	6.7	<u>18.8</u>	<u>12.9</u>	12.8	01:58.0	72	00:52:30.3	76	00:54:28.3	76	⑤④⑥●●	1	P	15
3	<u>27.6</u>	<u>4.9</u>	<u>5.0</u>	<u>9.5</u>	6.4	<u>12.9</u>	12.9	<u>8.5</u>	01:35.0	65	00:07:42.3	70	00:09:17.4	70	⑤⑦●●●	2	S	15
5									03:33.0	69	01:00:12.7	76	01:05:15.7	76	+30s/Fehl			
161 LEBOEUF Francois QC																		
0	14.5	2.7	2.2	2.6	2.6	===	===	===	00:29.8	6	00:03:49.5	3	00:04:19.3	4	①②③④⑤	1	P	16
0	<u>16.1</u>	1.9	2.9	2.3	2.9	11.5	===	===	00:40.5	15	00:04:41.4	3	00:05:21.9	2	⑥②③④⑤	2	S	16
0									01:10.3	9	00:08:30.8	3	00:09:41.2	3	+30s/Fehl			
162 GOUBOUT Claude QC																		
0	19.6	3.2	2.4	<u>2.8</u>	<u>2.7</u>	8.5	8.8	===	00:55.9	35	00:19:23.9	27	00:20:19.8	28	⑦⑥④②①	1	P	16
0	<u>14.6</u>	3.4	2.8	2.4	2.5	<u>9.9</u>	9.2	===	00:48.5	21	00:05:45.1	34	00:06:33.5	32	⑤④③②⑦	2	S	16
0									01:44.4	25	00:25:08.9	29	00:26:53.3	29	+30s/Fehl			
163 LEGUELLEC Jean Phillippe QC																		
0	17.5	1.7	1.5	1.5	<u>1.6</u>	32.9	===	===	01:00.2	37	00:37:14.8	54	00:38:15.0	54	⑥④③②①	1	P	16
0	15.4	2.3	<u>2.1</u>	<u>2.3</u>	4.6	14.5	<u>8.4</u>	9.1	01:03.6	37	00:04:46.6	5	00:05:50.2	14	⑤⑥⑥②①	2	S	16
0									02:03.8	38	00:42:01.4	53	00:44:05.2	52	+30s/Fehl			
171 LODGE Stuart AB																		
0	19.9	2.1	2.0	<u>2.0</u>	1.8	<u>9.1</u>	10.9	===	00:55.1	34	00:04:11.3	16	00:05:06.3	16	⑤⑦③②①	1	P	17
0	<u>17.3</u>	2.6	2.9	<u>3.0</u>	1.9	<u>10.9</u>	12.5	9.6	01:03.1	36	00:05:12.7	21	00:06:15.8	22	⑧⑤⑦③②	2	S	17
0									01:58.2	34	00:09:23.9	15	00:11:22.2	15	+30s/Fehl			
172 CRAWFORD Rosanna AB																		
0	22.1	4.7	<u>3.9</u>	4.9	5.2	<u>9.8</u>	13.6	===	01:07.8	49	00:21:56.7	41	00:23:04.5	41	⑤④⑦②①	1	P	17
0	4.8	4.4	3.3	4.1	<u>3.9</u>	8.4	===	===	00:31.9	9	00:05:59.1	42	00:06:31.0	30	⑥④③②①	2	S	17
0									01:39.8	22	00:27:55.7	39	00:29:35.5	36	+30s/Fehl			
173 SMITH Tyson AB																		
0	<u>19.1</u>	2.3	2.4	2.2	2.1	<u>12.4</u>	<u>12.0</u>	10.3	01:08.0	50	00:39:51.3	59	00:40:59.4	60	⑤④③②⑥	1	P	17
0	<u>15.4</u>	<u>3.3</u>	2.8	<u>3.4</u>	2.8	7.7	8.1	7.4	00:54.0	24	00:05:06.2	19	00:06:00.2	16	⑤⑥③⑦⑥	2	S	17
0									02:02.1	36	00:44:57.5	58	00:46:59.6	59	+30s/Fehl			
181 PACAS Joel AB																		
0	17.5	2.7	2.9	2.8	2.8	===	===	===	00:32.0	8	00:04:06.8	13	00:04:38.8	9	⑤④③②①	1	P	18
0	<u>15.2</u>	2.7	<u>2.6</u>	2.6	2.8	10.8	10.5	===	00:49.9	22	00:05:15.9	23	00:06:05.9	18	⑤④⑦②⑥	2	S	18
0									01:21.9	13	00:09:22.7	14	00:10:44.7	13	+30s/Fehl			
182 MURPHY Sarah AB																		
0	15.0	<u>3.6</u>	2.8	2.7	<u>2.9</u>	7.5	7.9	===	00:46.9	24	00:21:26.9	39	00:22:13.8	38	①⑥③④⑦	1	P	18
2	0.5	0.1	0.1	<u>0.2</u>	<u>0.1</u>	<u>0.3</u>	<u>0.3</u>	<u>2.3</u>	00:08.3	1	00:06:48.3	65	00:06:56.6	37	②①③●●	2	S	18
2									00:55.2	4	00:28:15.2	40	00:30:10.4	39	+30s/Fehl			
183 ROBB Dan AB																		
0	15.4	3.9	4.1	4.1	4.3	===	===	===	00:37.1	12	00:41:43.9	65	00:42:21.1	64	⑤④③②①	1	P	18
0	14.5	<u>4.5</u>	3.4	3.9	3.1	<u>12.4</u>	12.0	===	00:57.5	27	00:05:45.8	36	00:06:43.3	35	⑤④③⑦①	2	S	18
0									01:34.6	18	00:47:29.7	63	00:49:04.3	62	+30s/Fehl			



Competition Shooting Results


Software by
TAURUS-SOFT Systemtechnik
D 83620 Feldkirchen

HoRa Systemtechnik GmbH
Chiemseestraße 26 D 83093 Bad Endorf
Tel +49 (0)8053 49043
Tel +49 (0)8053 49053
e-mail: info@hora2000.de
http://www.hora2000.de

30. March 2008 Mixed Relay AM
30.03.2008

Callaghan
Page: 5

P	1S	2S	3S	4S	5S	6S	7S	8S	ShTm	Rnk	RunTm	Rnk	Total time	Rnk	Sht.img.	L	M	La
191 ENDLEMAN Dave ON																		
1	41.0	<u>5.9</u>	<u>6.2</u>	9.9	6.8	12.9	<u>13.4</u>	<u>27.4</u>	02:08.5	74	00:04:31.9	19	00:06:40.3	25	⑤④●⑥①	1	P	19
0	<u>38.3</u>	10.5	7.9	8.4	7.5	12.8	===	===	01:30.5	63	00:06:22.3	56	00:07:52.8	59	⑤④③②⑥	2	S	19
1									03:38.9	72	00:10:54.1	21	00:14:33.1	25	+30s/Fehl			
192 HURLEY Alicia ON																		
0	21.5	5.5	5.5	5.6	4.6	===	===	===	00:47.2	25	00:25:54.2	48	00:26:41.4	46	⑤④③②①	1	P	19
1	<u>21.6</u>	5.5	7.7	<u>4.5</u>	12.8	<u>11.2</u>	<u>11.9</u>	11.2	01:29.4	58	00:06:30.3	59	00:07:59.7	60	⑤④③②●	2	S	19
1									02:16.6	44	00:32:24.5	47	00:35:11.1	47	+30s/Fehl			
193 DUMOND Alex ON																		
0	16.6	<u>5.1</u>	4.4	4.8	<u>5.7</u>	13.3	13.4	===	01:07.1	46	00:46:53.6	72	00:48:00.7	72	⑦④③⑥①	1	P	19
3	<u>21.9</u>	<u>5.8</u>	10.1	<u>4.3</u>	4.7	<u>13.7</u>	<u>10.7</u>	<u>11.9</u>	01:26.2	56	00:05:12.9	22	00:06:39.1	34	⑤●③●●	2	S	19
3									02:33.4	57	00:52:06.5	70	00:56:09.9	71	+30s/Fehl			
201 VAN SCOY Kasey ON																		
0	<u>21.1</u>	7.5	6.5	6.2	4.9	<u>17.3</u>	11.6	===	01:21.0	59	00:04:38.9	21	00:06:00.0	21	⑤④③②⑦	1	P	20
1	23.6	<u>4.4</u>	<u>3.8</u>	4.6	<u>4.9</u>	15.9	12.1	<u>10.2</u>	01:23.9	54	00:06:18.3	52	00:07:42.2	52	●④⑦⑥①	2	S	20
1									02:44.9	61	00:10:57.3	22	00:14:12.2	23	+30s/Fehl			
202 SUTTON Martha ON																		
1	32.2	<u>7.8</u>	10.3	<u>8.4</u>	8.8	<u>16.2</u>	16.3	<u>15.1</u>	02:42.3	76	00:26:05.3	50	00:28:47.6	51	⑤●③⑦①	1	P	20
0	<u>30.9</u>	<u>9.5</u>	9.5	10.1	9.5	<u>17.6</u>	15.6	16.3	02:05.2	75	00:06:38.4	63	00:08:43.6	66	⑤④③⑥⑦	2	S	20
1									04:47.5	76	00:32:43.7	50	00:37:31.1	50	+30s/Fehl			
203 MACKIE Marissa ON																		
0	31.6	7.8	7.2	7.0	8.6	===	===	===	01:07.4	48	00:51:46.8	75	00:52:54.2	75	⑤④③②①	1	P	20
0	27.4	14.1	10.7	5.8	7.3	===	===	===	01:10.3	44	00:08:08.3	72	00:09:18.6	71	⑤④③②①	2	S	20
0									02:17.7	45	00:59:55.1	75	01:02:12.8	74	+30s/Fehl			
211 LEBOEUF Maxime QC																		
0	<u>15.3</u>	1.8	2.3	1.7	<u>2.7</u>	10.3	9.9	===	00:52.4	30	00:03:52.4	4	00:04:44.8	11	⑦④③②⑥	1	P	21
0	<u>15.9</u>	<u>2.3</u>	2.8	2.5	2.2	10.5	11.6	===	00:50.9	23	00:04:39.8	2	00:05:30.8	7	⑤④③⑦⑥	2	S	21
0									01:43.4	24	00:08:32.2	5	00:10:15.6	10	+30s/Fehl			
212 SALVI Angela QC																		
0	21.7	6.4	4.2	4.3	4.9	===	===	===	00:46.1	20	00:20:29.9	35	00:21:16.0	34	⑤④③②①	1	P	21
0	20.9	6.3	5.7	21.7	<u>1.1</u>	<u>1.1</u>	<u>1.1</u>	1.1	01:37.3	68	00:06:10.2	47	00:07:47.6	57	●	2	S	21
0									02:23.4	50	00:26:40.2	35	00:29:03.6	34	+30s/Fehl			
213 GREGOIRE David QC																		
0	<u>13.5</u>	3.4	3.2	3.2	3.3	<u>8.9</u>	15.8	===	00:54.9	33	00:39:52.3	61	00:40:47.3	59	⑤④③②⑦	1	P	21
0	13.8	<u>3.0</u>	<u>3.4</u>	4.1	7.8	11.6	10.4	===	00:57.7	28	00:05:30.6	28	00:06:28.3	27	⑤④⑦⑥①	2	S	21
0									01:52.7	30	00:45:22.9	60	00:47:15.6	60	+30s/Fehl			
221 BAZIN Jacques MB																		
0	<u>25.6</u>	9.0	5.9	5.2	8.9	23.8	===	===	01:24.5	65	00:05:00.7	23	00:06:25.3	24	⑥⑤④③②	1	P	22
0	24.2	8.7	7.6	<u>7.6</u>	<u>7.4</u>	13.4	<u>16.2</u>	14.2	01:43.9	69	00:06:00.6	43	00:07:44.6	54	③⑥③②①	2	S	22
0									03:08.5	65	00:11:01.4	23	00:14:09.9	22	+30s/Fehl			
222 CHRISTIE Brooke MB																		
1	25.9	<u>4.7</u>	<u>5.4</u>	10.5	4.7	<u>29.9</u>	14.2	<u>17.9</u>	02:37.7	75	00:26:03.3	49	00:28:40.9	50	⑤④⑦●①	1	P	22
0	17.7	7.1	<u>6.3</u>	7.3	6.3	<u>28.8</u>	10.9	===	01:29.4	59	00:06:33.9	61	00:08:03.4	62	⑤④⑦②①	2	S	22
1									04:07.1	75	00:32:37.2	49	00:36:44.4	48	+30s/Fehl			
223 BIGGS Jessica MB																		
0	<u>23.7</u>	<u>6.7</u>	8.8	6.4	7.2	<u>13.5</u>	16.4	14.8	01:43.2	67	00:49:32.3	73	00:51:15.5	73	⑤④③⑦⑥	1	P	22
2	<u>25.0</u>	<u>6.4</u>	10.2	<u>6.0</u>	<u>6.9</u>	<u>17.6</u>	13.4	17.2	01:46.9	70	00:06:44.7	64	00:08:31.7	65	●⑦③⑥●	2	S	22
2									03:30.2	68	00:56:16.9	73	01:00:47.2	73	+30s/Fehl			
231 NORDGREN Leif US																		
0	22.7	2.6	2.6	2.6	2.4	===	===	===	00:36.9	11	00:04:03.1	11	00:04:39.9	10	⑤④③②①	1	P	23
0	17.6	2.6	<u>2.5</u>	2.5	<u>2.8</u>	<u>10.1</u>	9.8	10.2	01:01.6	35	00:04:59.7	15	00:06:01.3	17	③④⑦②①	2	S	23
0									01:38.5	20	00:09:02.7	12	00:10:41.2	12	+30s/Fehl			



Competition Shooting Results

Software by
TAURUS-SOFT Systemtechnik
D 83620 Feldkirchen

HoRa Systemtechnik GmbH
Chiemseestraße 26 D 83093 Bad Endorf
Tel +49 (0)8053 49043
Tel +49 (0)8053 49053
e-mail: info@hora2000.de
http://www.hora2000.de

30. March 2008 Mixed Relay AM
30.03.2008

Callaghan
Page: 6

P	1S	2S	3S	4S	5S	6S	7S	8S	ShTm	Rnk	RunTm	Rnk	Total time	Rnk	Sht.img.	L	M	La
232 SPECTOR Laura US																		
0	20.0	3.6	3.4	<u>3.5</u>	<u>3.6</u>	9.9	9.3	===	00:58.1	36	00:20:49.8	36	00:21:47.8	36	⑦⑥③②①	1	P	23
1	22.0	4.2	<u>3.4</u>	3.3	<u>3.6</u>	<u>21.1</u>	1.1	===	01:47.2	71	00:05:28.8	25	00:07:16.1	45	①②④③●	2	S	23
1									02:45.3	62	00:26:18.6	34	00:29:33.9	35	+30s/Fehl			
233 ROBERTS Wynn US																		
0	15.9	<u>5.2</u>	3.9	4.6	4.5	10.7	===	===	00:50.0	27	00:38:59.9	58	00:39:49.9	58	①⑥③④⑤	1	P	23
2	14.3	<u>3.4</u>	2.9	<u>2.9</u>	<u>3.6</u>	<u>10.5</u>	<u>10.1</u>	9.9	01:01.0	33	00:05:05.2	18	00:06:06.2	19	●⑧③●①	2	S	23
2									01:51.0	29	00:44:05.2	57	00:46:56.2	58	+30s/Fehl			
241 NEUMANN Matt BC																		
0	16.9	3.0	2.8	2.5	<u>2.4</u>	9.8	===	===	00:40.9	15	00:04:06.9	14	00:04:47.8	12	⑥④③②①	1	P	24
0	<u>16.7</u>	<u>7.5</u>	3.1	2.8	3.4	11.6	<u>13.1</u>	11.4	01:12.7	46	00:05:01.3	16	00:06:13.9	21	⑤④③⑥⑧	2	S	24
0									01:53.5	31	00:09:08.2	13	00:11:01.8	14	+30s/Fehl			
242 TANDY Megan BC																		
0	16.8	3.9	4.1	3.9	<u>3.5</u>	8.3	===	===	00:46.1	22	00:21:09.7	38	00:21:55.8	37	⑥④③②①	1	P	24
2	13.6	3.5	<u>4.9</u>	<u>4.0</u>	<u>3.7</u>	<u>61.2</u>	<u>1.1</u>	0.3	01:33.0	64	00:05:33.9	29	00:07:07.0	41	●●●②①	2	S	24
2									02:19.1	46	00:26:43.7	36	00:30:02.8	37	+30s/Fehl			
243 ERASMUS Nils BC																		
1	<u>19.4</u>	<u>3.2</u>	9.4	3.6	<u>3.6</u>	<u>10.0</u>	9.8	12.5	01:15.7	57	00:39:51.5	60	00:41:07.2	61	●④③⑦⑧	1	P	24
3	<u>18.3</u>	<u>4.7</u>	<u>3.5</u>	8.6	<u>3.6</u>	9.8	<u>8.8</u>	<u>8.5</u>	01:09.9	42	00:05:47.2	38	00:06:57.2	38	●④●●●	2	S	24
4									02:25.6	53	00:45:38.7	61	00:49:34.4	63	+30s/Fehl			
251 COTE Patrick NB																		
0	23.0	5.8	2.9	2.5	2.5	===	===	===	00:40.7	14	00:03:53.6	6	00:04:34.3	8	⑤④③②①	1	P	25
0	17.0	2.7	2.1	1.9	2.2	===	===	===	00:28.7	5	00:04:56.8	11	00:05:25.5	5	⑤④③②①	2	S	25
0									01:09.4	8	00:08:50.3	8	00:09:59.7	5	+30s/Fehl			
252 GOSSELIN Erick QC																		
0	<u>27.2</u>	8.1	6.6	3.4	<u>2.8</u>	9.5	9.3	===	01:10.0	52	00:19:50.2	30	00:21:00.2	33	⑥②③④⑦	1	P	25
2	<u>25.3</u>	7.1	3.9	<u>2.6</u>	<u>2.2</u>	21.4	<u>10.9</u>	===	02:28.5	76	00:05:34.5	30	00:08:02.9	61	●●⑥③②	2	S	25
2									03:38.5	71	00:25:24.7	30	00:30:03.2	38	+30s/Fehl			
253 BEAUDOIN-BACON Marek NT																		
2	<u>27.4</u>	<u>6.7</u>	<u>9.7</u>	10.5	5.3	<u>18.5</u>	<u>9.8</u>	13.4	01:46.8	68	00:40:14.9	62	00:42:01.8	63	⑤④③●●	1	P	25
0	<u>28.5</u>	<u>8.1</u>	9.1	6.1	5.4	<u>25.0</u>	12.0	11.6	01:51.0	73	00:07:34.8	68	00:09:25.8	72	⑤④③⑦⑧	2	S	25
2									03:37.8	70	00:47:49.8	64	00:51:27.6	65	+30s/Fehl			
261 COLEMAN Mathew US																		
0	30.5	5.1	4.2	4.3	<u>4.5</u>	14.4	===	===	01:07.3	47	00:05:15.6	25	00:06:22.9	23	⑥④③②①	1	P	26
1	28.1	4.5	<u>3.7</u>	4.6	4.7	<u>19.6</u>	<u>11.6</u>	<u>10.2</u>	01:30.2	62	00:06:20.1	54	00:07:50.3	58	●②⑤①④	2	S	26
1									02:37.5	59	00:11:35.7	25	00:14:43.2	26	+30s/Fehl			
262 DZHYMA Valentyne MB																		
1	<u>28.9</u>	<u>5.9</u>	6.5	<u>7.0</u>	5.1	13.9	<u>13.2</u>	16.6	01:52.7	71	00:26:15.0	51	00:28:07.7	49	⑥●③⑧⑤	1	P	26
2	<u>23.1</u>	5.5	<u>7.6</u>	4.9	5.4	<u>20.6</u>	<u>17.7</u>	<u>16.2</u>	01:50.9	72	00:06:18.6	53	00:08:09.5	63	●②●④⑤	2	S	26
3									03:43.6	73	00:32:33.6	48	00:37:17.1	49	+30s/Fehl			
263 MCINERNEY Liam NS																		
3	<u>21.6</u>	6.1	<u>5.9</u>	<u>6.5</u>	6.7	<u>38.6</u>	<u>13.5</u>	<u>15.9</u>	02:04.0	73	00:49:37.8	74	00:51:41.8	74	●②●●⑤	1	P	26
2	<u>26.8</u>	<u>6.6</u>	<u>6.2</u>	7.3	<u>8.5</u>	18.4	16.3	<u>19.4</u>	01:55.5	74	00:08:18.5	73	00:10:13.9	73	⑥⑦●④●	2	S	26
5									03:59.5	74	00:57:56.3	74	01:02:55.7	75	+30s/Fehl			

Done shots total: 1201, spare rounds of them: 346 = 28.81%
 Done shots standing: 573, spare rounds of them: 173 = 30.19%
 Done shots prone: 628, spare rounds of them: 173 = 27.55%